



**EDISON SCHOOL SOCIETY**

**2022-2023 Annual Education Results Report**



### Accountability Statement

The Annual Education Results Report for the 2022/2023 school year for Edison School Society was prepared under the direction of the Board in accordance with its responsibilities under the Private Schools Regulation and the Education Grants Regulation. This document was developed in the context of the provincial government's business and fiscal plans.

The Board approved this Annual Education Results Report for the 2022/2023 school year on November 29, 2023.

Edison School board chair, Paule Armeneau

Signature



Date \_\_\_\_ November 29, 2023 \_\_\_\_

## Domain: Local & Societal Context

### Mission Statement

Edison School creates the opportunity for all children to discover and reach their full potential academically, emotionally, and physically in a safe and accepting environment.

---

*Non magnum nisi bonum* – “No greatness without goodness”

---

Edison students and staff are polite, kind, and honest.

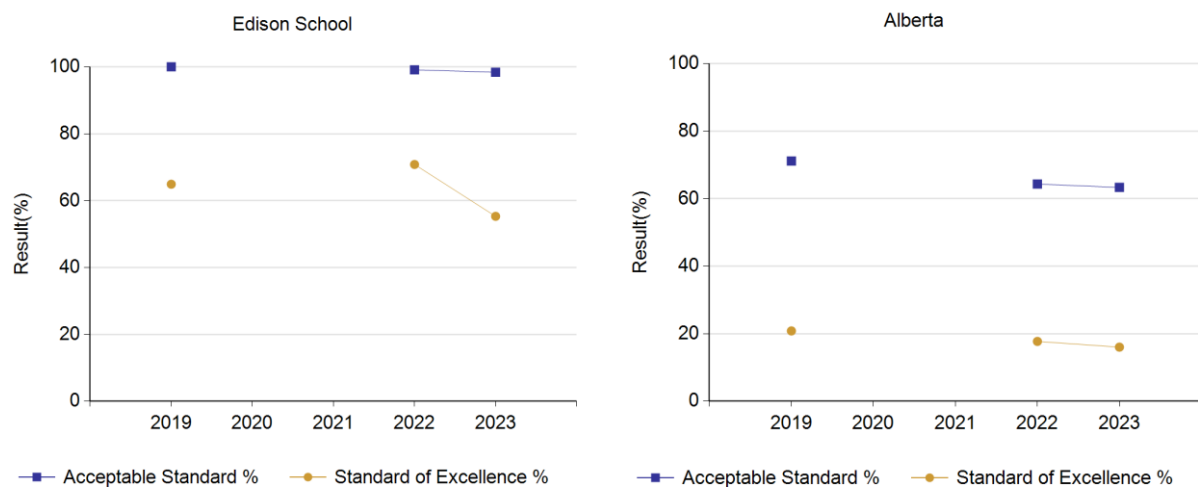


## Domain: Student Growth & Achievement

| Assurance Domain               | Measure                                                                               | Edison School  |                  |                     | Alberta        |                  |                     | Measure Evaluation |             |           |
|--------------------------------|---------------------------------------------------------------------------------------|----------------|------------------|---------------------|----------------|------------------|---------------------|--------------------|-------------|-----------|
|                                |                                                                                       | Current Result | Prev Year Result | Prev 3 Year Average | Current Result | Prev Year Result | Prev 3 Year Average | Achievement        | Improvement | Overall   |
| Student Growth and Achievement | <a href="#">Student Learning Engagement</a>                                           | 92.9           | 92.2             | 92.2                | 84.4           | 85.1             | 85.1                | n/a                | Maintained  | n/a       |
|                                | <a href="#">Citizenship</a>                                                           | 89.5           | 91.2             | 92.1                | 80.3           | 81.4             | 82.3                | Very High          | Maintained  | Excellent |
|                                | <a href="#">3-year High School Completion</a>                                         | *              | 100.0            | 93.4                | 80.7           | 83.2             | 82.3                | *                  | *           | *         |
|                                | <a href="#">5-year High School Completion</a>                                         | 100.0          | 83.5             | 91.2                | 88.6           | 87.1             | 86.2                | Very High          | Maintained  | Excellent |
|                                | <a href="#">PAT: Acceptable</a>                                                       | 98.4           | 99.1             | n/a                 | 63.3           | 64.3             | n/a                 | Very High          | n/a         | n/a       |
|                                | <a href="#">PAT: Excellence</a>                                                       | 55.3           | 70.8             | n/a                 | 16.0           | 17.7             | n/a                 | Very High          | n/a         | n/a       |
|                                | <a href="#">Diploma: Acceptable</a>                                                   | 97.9           | 100.0            | n/a                 | 80.3           | 75.2             | n/a                 | Very High          | n/a         | n/a       |
|                                | <a href="#">Diploma: Excellence</a>                                                   | 70.8           | 60.0             | n/a                 | 21.2           | 18.2             | n/a                 | Very High          | n/a         | n/a       |
| Teaching & Leading             | <a href="#">Education Quality</a>                                                     | 95.9           | 95.7             | 97.1                | 88.1           | 89.0             | 89.7                | Very High          | Maintained  | Excellent |
| Learning Supports              | <a href="#">Welcoming, Caring, Respectful and Safe Learning Environments (WCRSLE)</a> | 92.5           | 92.9             | 92.9                | 84.7           | 86.1             | 86.1                | n/a                | Maintained  | n/a       |
|                                | <a href="#">Access to Supports and Services</a>                                       | 82.6           | 85.2             | 85.2                | 80.6           | 81.6             | 81.6                | n/a                | Maintained  | n/a       |
| Governance                     | <a href="#">Parental Involvement</a>                                                  | 81.0           | 85.6             | 85.8                | 79.1           | 78.8             | 80.3                | High               | Maintained  | Good      |

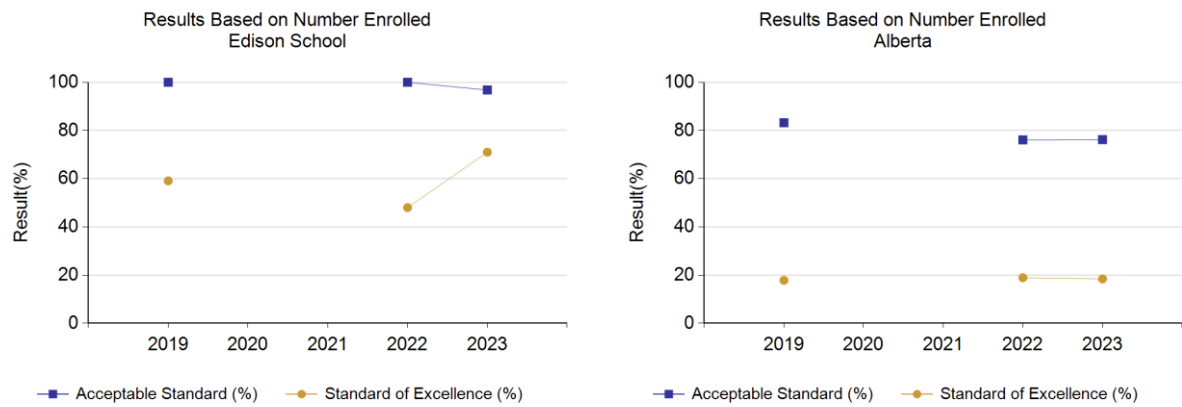
Edison is proud of our continued success on diploma examinations. Our primary strategy involves providing our high school teachers with adequate training on how diploma subjects are evaluated, and then leaving the preparation to their discretion. When these teachers request additional time for exam prep, the rest of the school is flexible and supportive wherever possible.

### Provincial Achievement Test Results – Overall (by Number Enrolled)



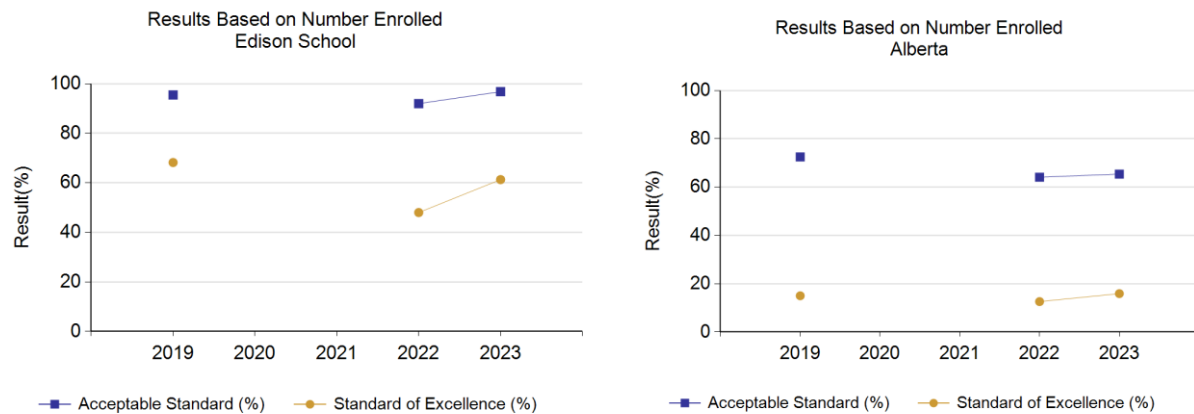
Reproduced from: *Alberta Education Assurance Measure Results*, Fall 2023, 5393 Edison School

## English Language Arts 6 - Provincial Achievement Test Results (by Number Enrolled)



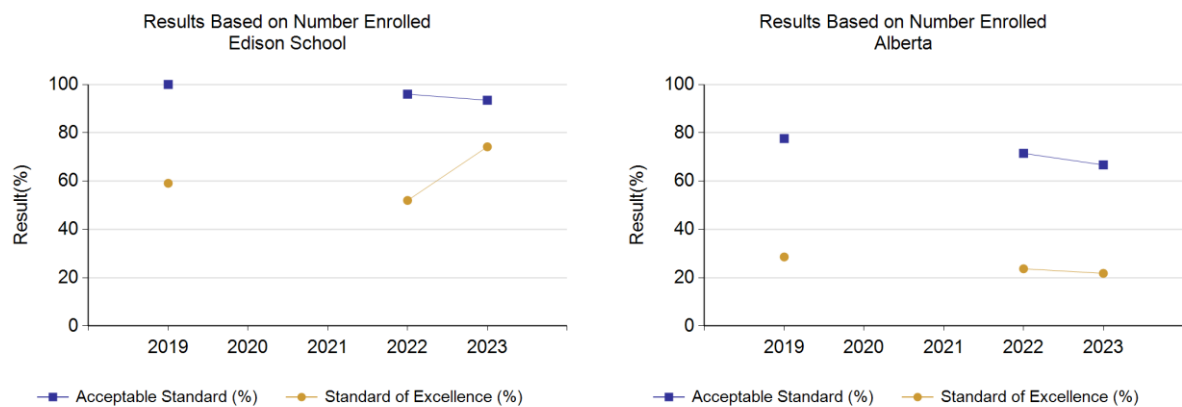
Reproduced from: *Alberta Education Assurance Measure Results*, Fall 2023, 5393 Edison School

## Mathematics 6 - Provincial Achievement Test Results (by Number Enrolled)



Reproduced from: *Alberta Education Assurance Measure Results*, Fall 2023, 5393 Edison School

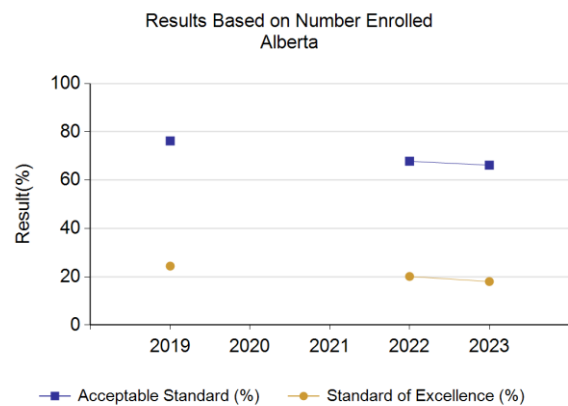
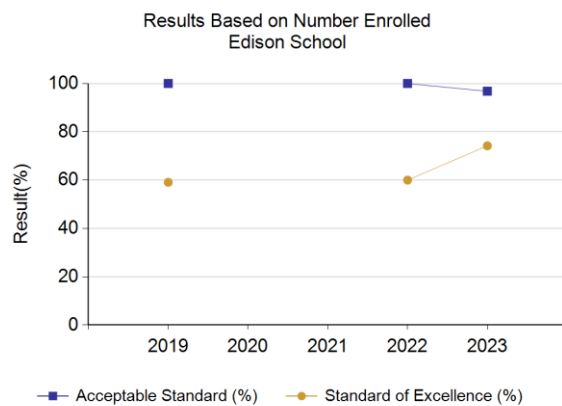
## Science 6 - Provincial Achievement Test Results (by Number Enrolled)



Reproduced from: *Alberta Education Assurance Measure Results*, Fall 2023, 5393 Edison School



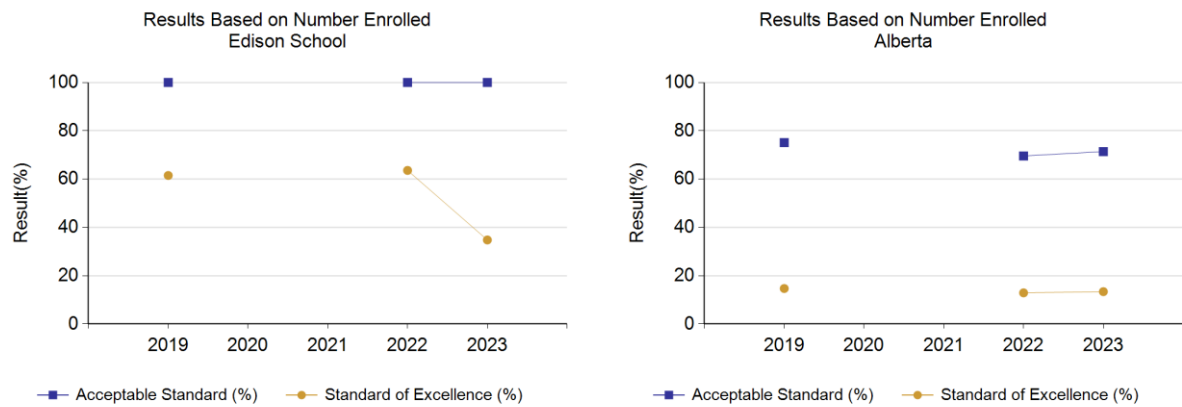
## Social Studies 6 - Provincial Achievement Test Results (by Number Enrolled)



Reproduced from: Alberta Education Assurance Measure Results, Fall 2023, 5393 Edison School

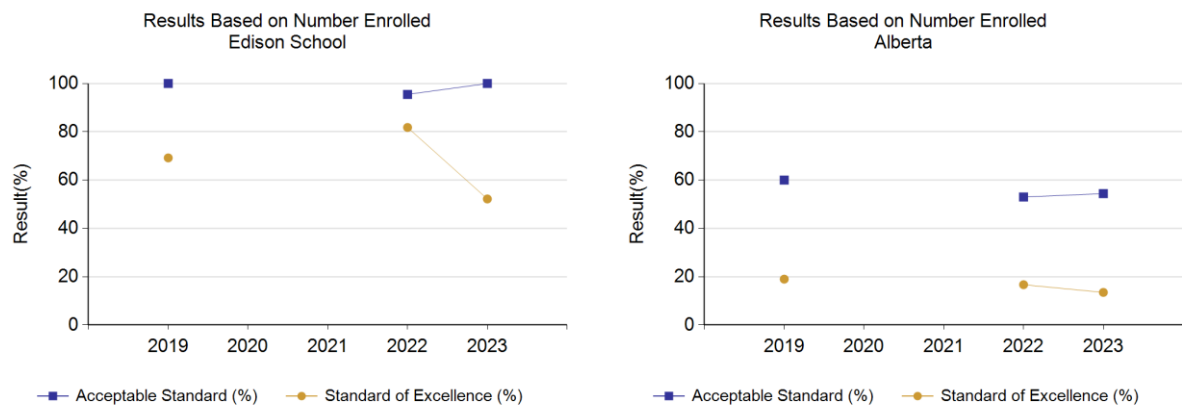


## English Language Arts 9 - Provincial Achievement Test Results (by Number Enrolled)



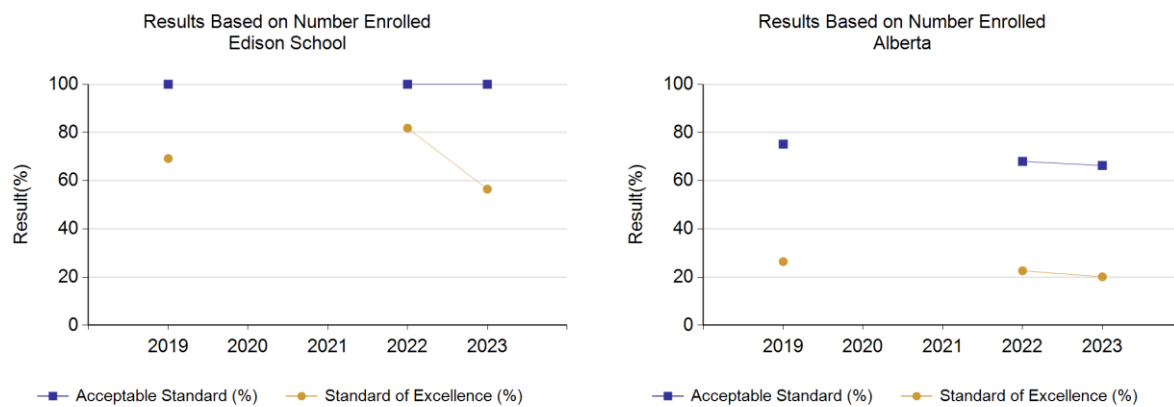
Reproduced from: *Alberta Education Assurance Measure Results*, Fall 2023, 5393 Edison School

## Mathematics 9 - Provincial Achievement Test Results (by Number Enrolled)



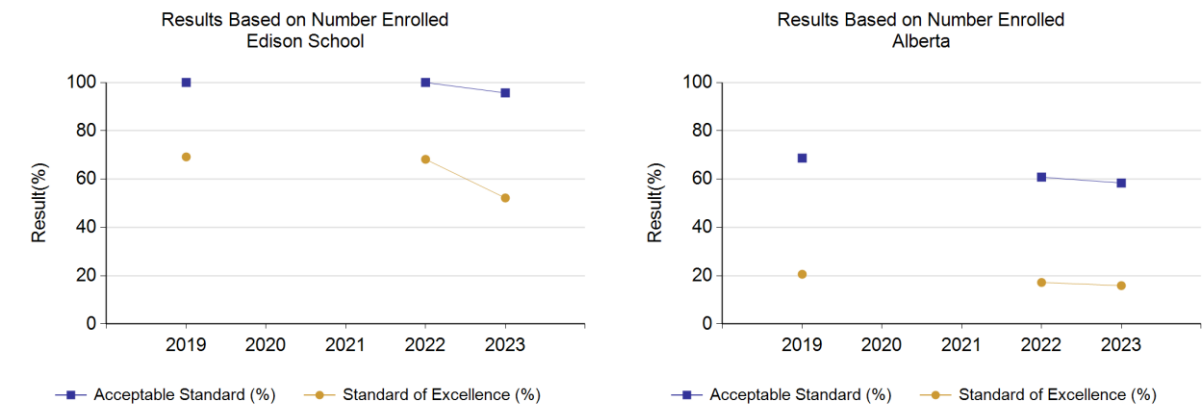
Reproduced from: *Alberta Education Assurance Measure Results*, Fall 2023, 5393 Edison School

## Science 9 - Provincial Achievement Test Results (by Number Enrolled)



Reproduced from: *Alberta Education Assurance Measure Results*, Fall 2023, 5393 Edison School

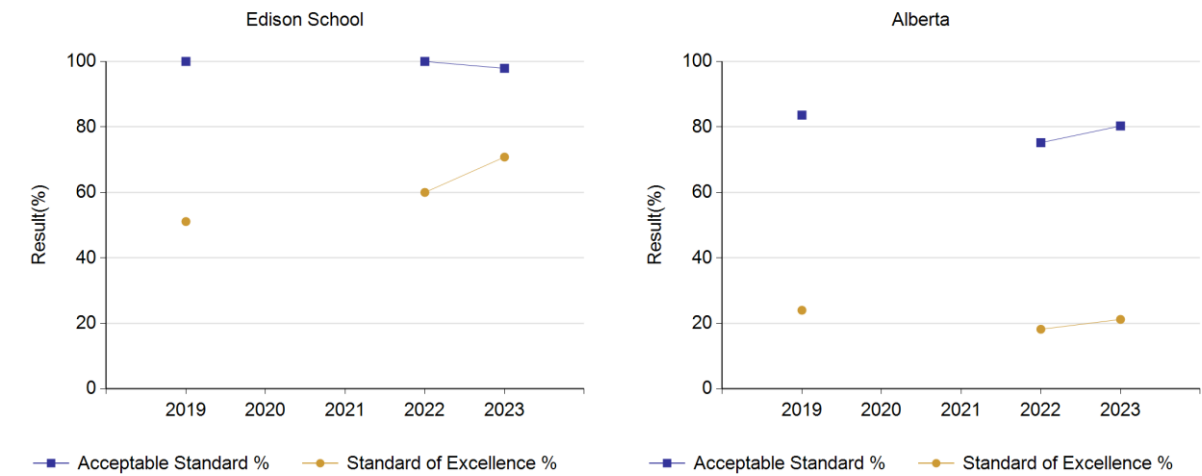
Social Studies 9 - Provincial Achievement Test Results (by Number Enrolled)



Reproduced from: *Alberta Education Assurance Measure Results, Fall 2023, 5393 Edison School*



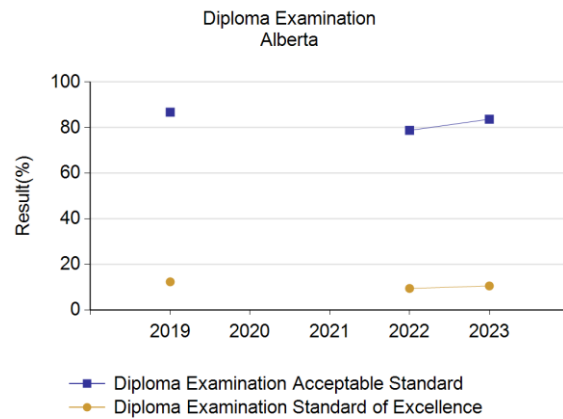
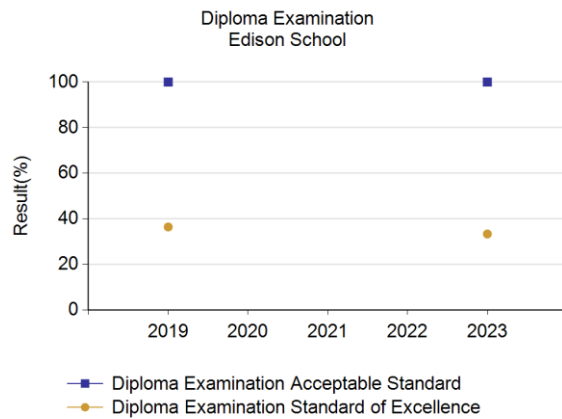
Diploma Exam Results By Students Writing – Overall



Reproduced from: *Alberta Education Assurance Measure Results, Fall 2023, 5393 Edison School*

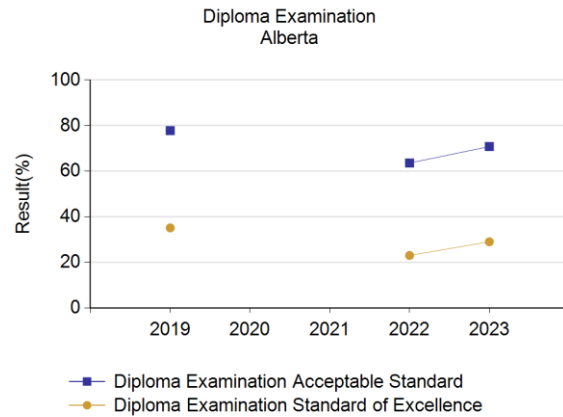
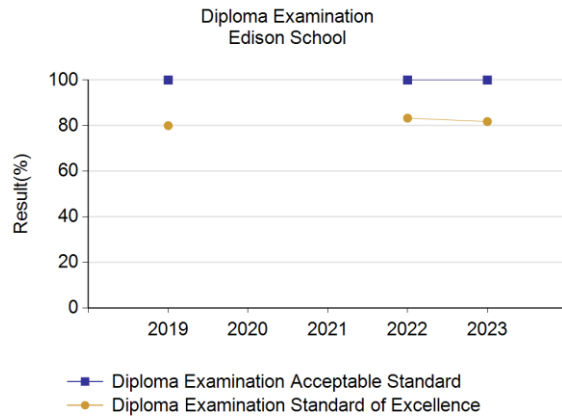
With 98% of our students achieving the acceptable standard or above, and a rising number (71% from 60%) of our students achieving excellence, we intend to continue operations as usual in this area.

## English Lang Arts 30-1 – Diploma Exam Results (by Course)



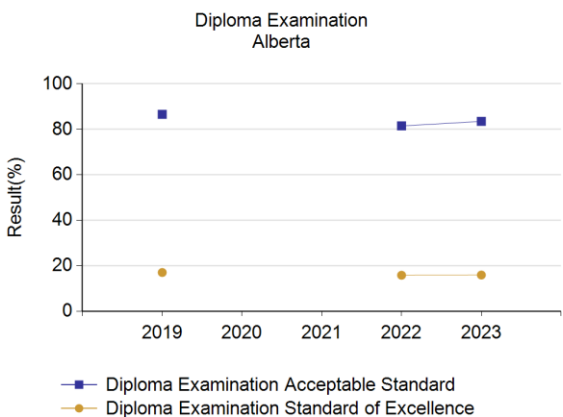
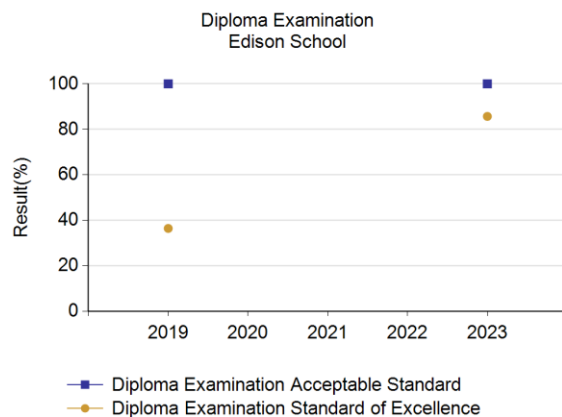
Reproduced from: *Alberta Education Assurance Measure Results*, Fall 2023, 5393 Edison School

## Mathematics 30-1 – Diploma Exam Results (by Course)



Reproduced from: *Alberta Education Assurance Measure Results*, Fall 2023, 5393 Edison School

## Social Studies 30-1 – Diploma Exam Results (by Course)



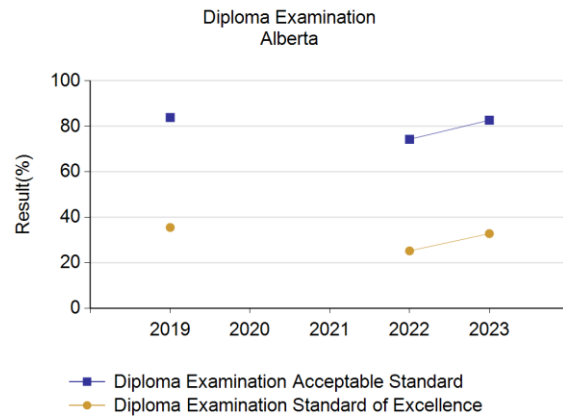
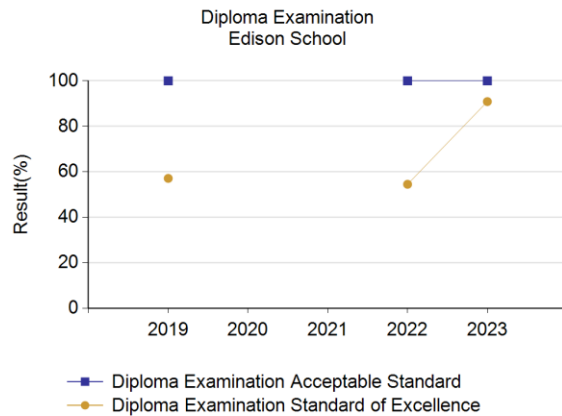
Reproduced from: *Alberta Education Assurance Measure Results*, Fall 2023, 5393 Edison School



### Social Studies 30-2 – Diploma Exam Results (by Course)

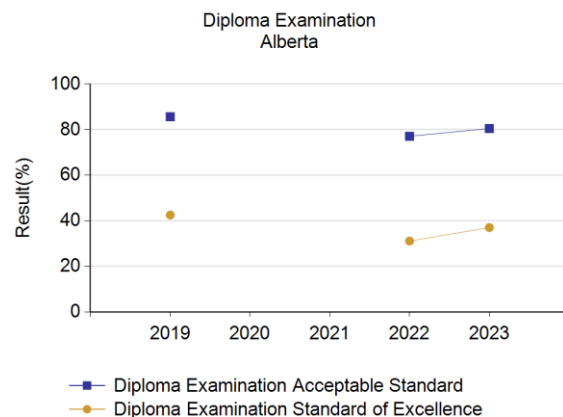
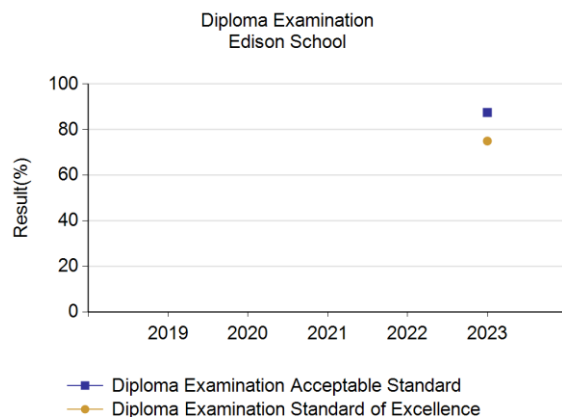
Two students wrote the Social Studies 30-2 diploma exam, which is below the cut-off of 6 for data to be made available.

### Biology 30 – Diploma Exam Results (by Course)



Reproduced from: *Alberta Education Assurance Measure Results*, Fall 2023, 5393 Edison School

### Chemistry 30 – Diploma Exam Results (by Course)

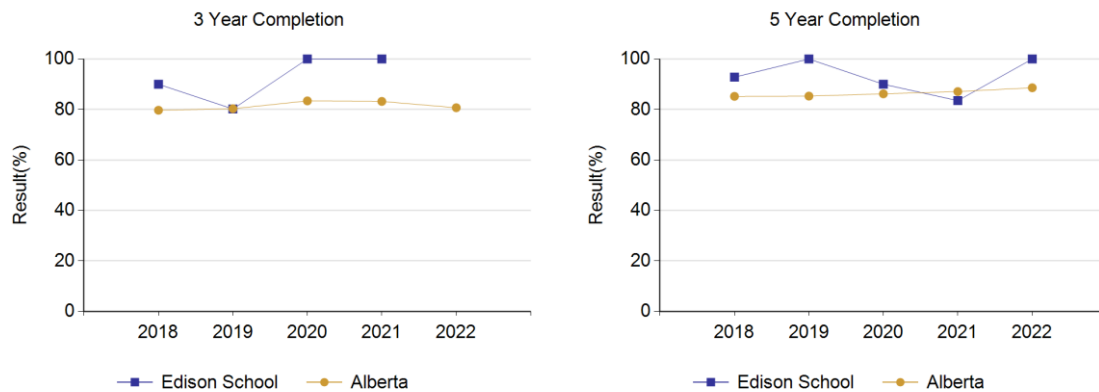


Reproduced from: *Alberta Education Assurance Measure Results*, Fall 2023, 5393 Edison School

### Physics 30 – Diploma Exam Results (by Course)

No students wrote the Physics 30 diploma exam.

## High School Completion Rates



Reproduced from: *Alberta Education Assurance Measure Results*, Fall 2023, 5393 Edison School

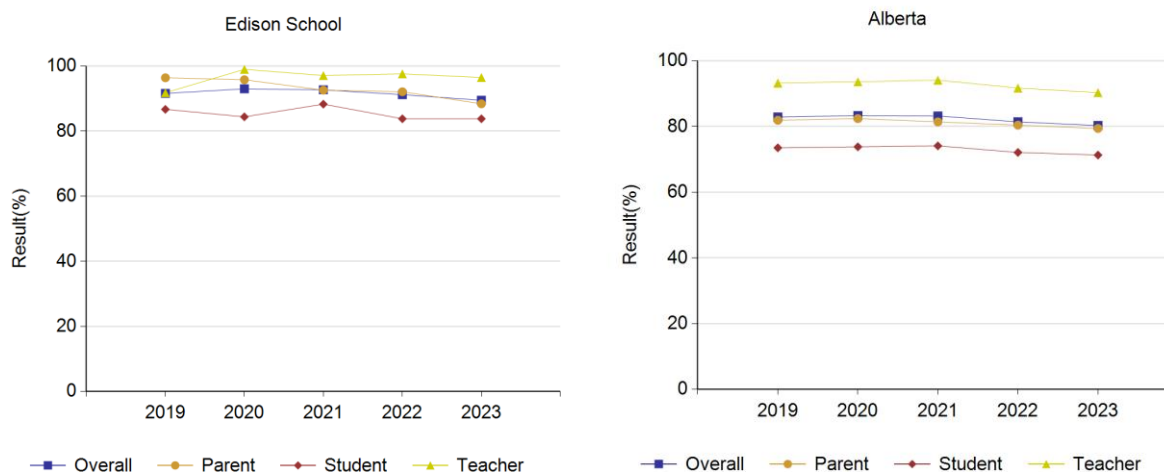
Despite year-to-year variance, our 5-year High School Completion rate was 100% for 2022. Our 3-year High School Completion rate was suppressed from the government's report, as the number of students was fewer than 6. This measure is impacted by students leaving the province, and in some cases, the country.

Data are not available on FNMI and ESL achievement on the PAT, Diplomas and High School Completion rates due to insufficient numbers of these student subpopulations at Edison. Comments are made on prior data along with locally developed measures.

The many Advanced Placement options offered to students in our high school provide excellent opportunities to develop the student skills necessary for diploma exam success. Additionally, these course options allow AP teachers to invest time into general exam writing strategy. These classes are one of our strongest strategies for diploma examination preparation. The success of our students in university is evidence of the program's effectiveness.



### Students Model the Characteristics of **Active Citizenship** (According to...)



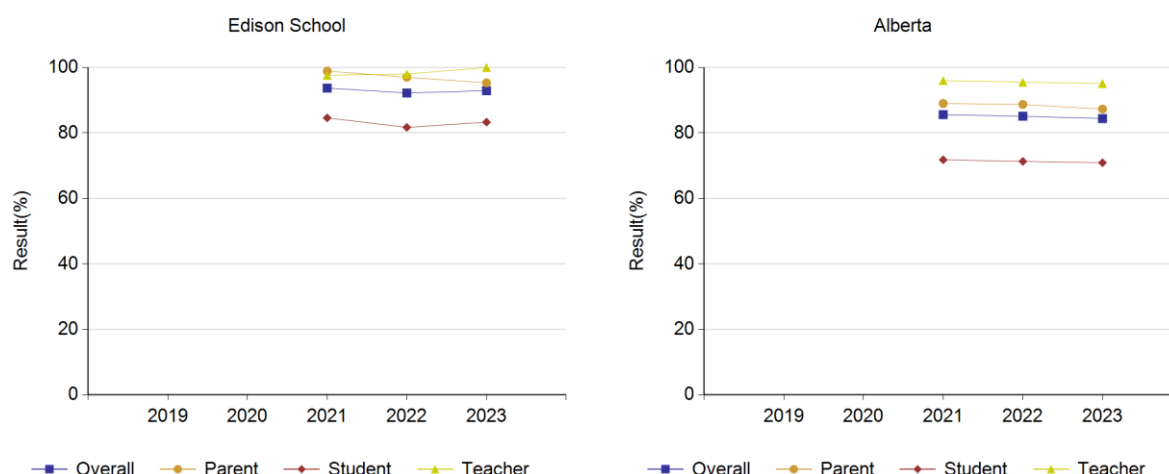
Reproduced from: *Alberta Education Assurance Measure Results, Fall 2023, 5393 Edison School*

The development of citizenship among our students continues to be a focus during non-academic hours. The overall percentage of stakeholders that believe students model the characteristics of active citizenship remains at 90% - we believe that our community supports and shares the core values of our school.

At Edison, part of our mission is to produce citizens that will live fulfilling lives and find meaning in their daily activities. Operating classrooms with high expectations of student behavior and accountability results in our graduates being highly successful in the workforce. With thousands of career options available to young graduates, it can be difficult to provide them with skills directly applicable to their

selections. To address this challenge, Edison aims these lessons at skills that will serve our students in many professions, e.g., skills such as communication and persuasive writing.

Students are **Engaged** in their learning at school (According to...)



Reproduced from: *Alberta Education Assurance Measure Results*, Fall 2023, 5393 Edison School

Edison is excelling in terms of engagement, with every subgroup of stakeholders rating favorably.

### Early Years Literacy & Numeracy Assessments in 2022-2023

| Course Grade | Course Name                                  | Task                         | Students Responses | At-Risk Count | At-Risk Percent of Total (%) |
|--------------|----------------------------------------------|------------------------------|--------------------|---------------|------------------------------|
| 1            | Numeracy Screening Assessments               | Weighted Total Score Outcome | 34                 | 0             | 0                            |
| 1            | Letter Name-Sound (LeNS) Assessments English | LeNS Overall Performance     | 33                 | 1             | 3                            |
| 1            | Letter Name-Sound (LeNS) Assessments English | Name Accuracy                | 33                 | 2             | 6.1                          |
| 1            | Letter Name-Sound (LeNS) Assessments English | Sound Accuracy               | 33                 | 1             | 3                            |

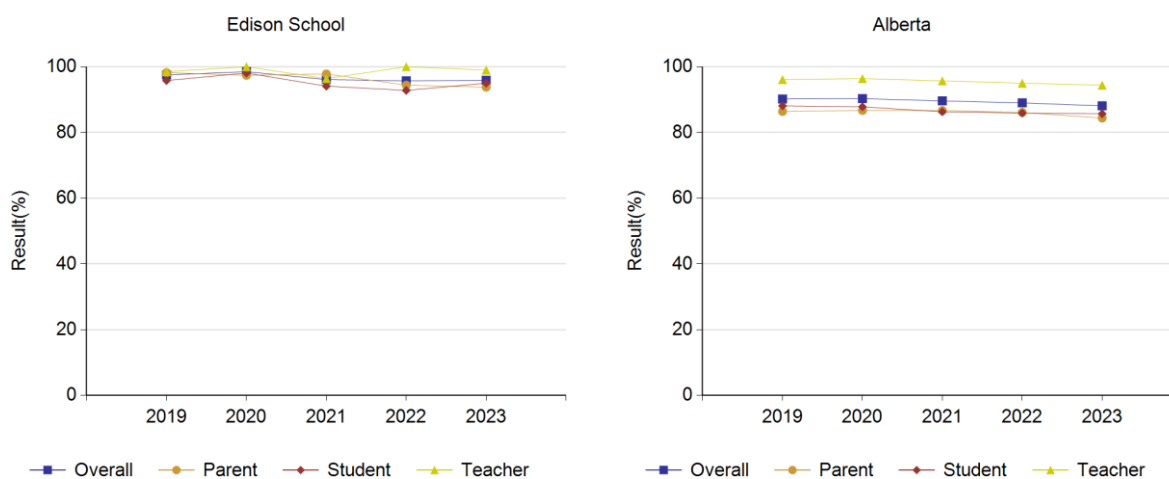
Only one student was at overall risk for literacy in January 2023. The grade 1 student was ESL, and was roughly two months behind. We often take in ESL students; we find they are able to rapidly catch up to their peers with frequent teacher-parent communication, and attention on the part of the teachers. Parents are advised to practice with their children at home, and provided with guidance for which resources to use, and which specific areas to focus on. Our approach works well, as demonstrated by the lack of any at-risk students in grades two and three.

| Course Grade | Course Name                                    | Task                         | Students Responses | At-Risk Count |
|--------------|------------------------------------------------|------------------------------|--------------------|---------------|
| 2            | Numeracy Screening Assessments                 | Weighted Total Score Outcome | 24                 | 0             |
| 2            | Letter Name-Sound (LeNS) Assessments English   | LeNS                         | 25                 | 0             |
| 3            | Numeracy Screening Assessments                 | Weighted Total Score Outcome | 25                 | 0             |
| 3            | Castles & Coltheart 3 (CC3) Assessment English | CC3 Overall Performance      | 25                 | 0             |



## Domain: Teaching & Leading

Percentage of teachers, parents, and students satisfied with the overall **quality of basic education**



Reproduced from: *Alberta Education Assurance Measure Results, Fall 2023, 5393 Edison School*

Teachers continue their own education by attending the most pertinent seminars, which help connect current research to their classroom practices. We follow up on teachers' personal and professional growth plans, which allows us to determine if their approaches are effective. Providing students with teachers who role model lifelong learning, and who strive for personal growth, enables our students to take accountability for their own learning - and encourages them to take academic risks and set audacious goals.



Administrators work collaboratively with teachers to help them achieve their ideal professional level, and, upon reaching their goals, to define new goals for further improvement. Supervision is conducted in a variety of ways to help teachers feel empowered in their growth. Teacher perceptual data will be collected in the form of anonymous surveys to ensure that they feel supported and valued by the team. If survey results show that the staff do not feel safe and welcome in the work environment, then this strategy will be revisited and redesigned.

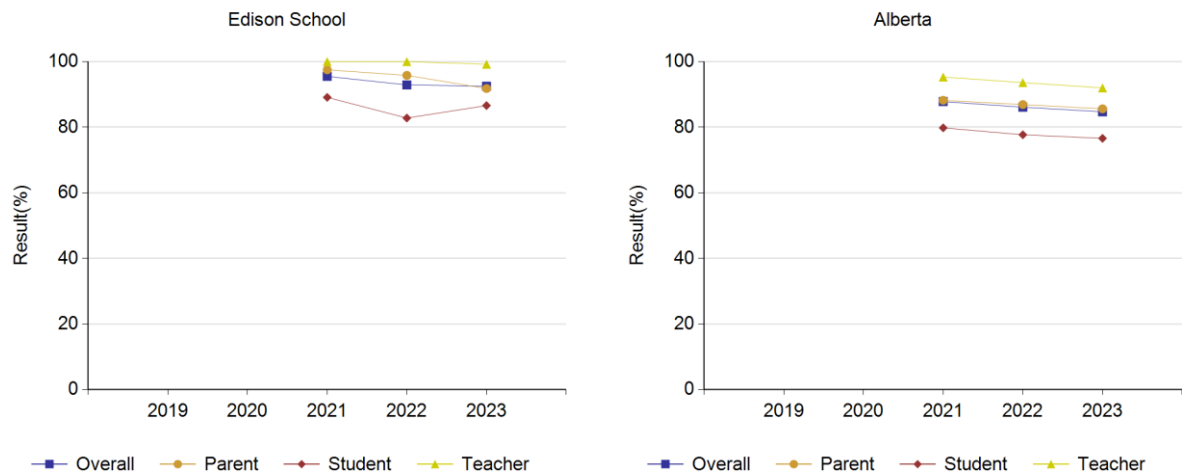




# Domain: Learning Supports

## Welcoming, Caring, Respectful and Safe Learning Environments

Percentage of teachers, parents, and students who agree that their learning environments are welcoming, caring, respectful, and safe.



Reproduced from: *Alberta Education Assurance Measure Results*, Fall 2023, 5393 Edison School

This metric demonstrates that Edison School is doing very well in providing a welcome, caring, respectful, and safe learning environment, as perceived by parents, students, and teachers.



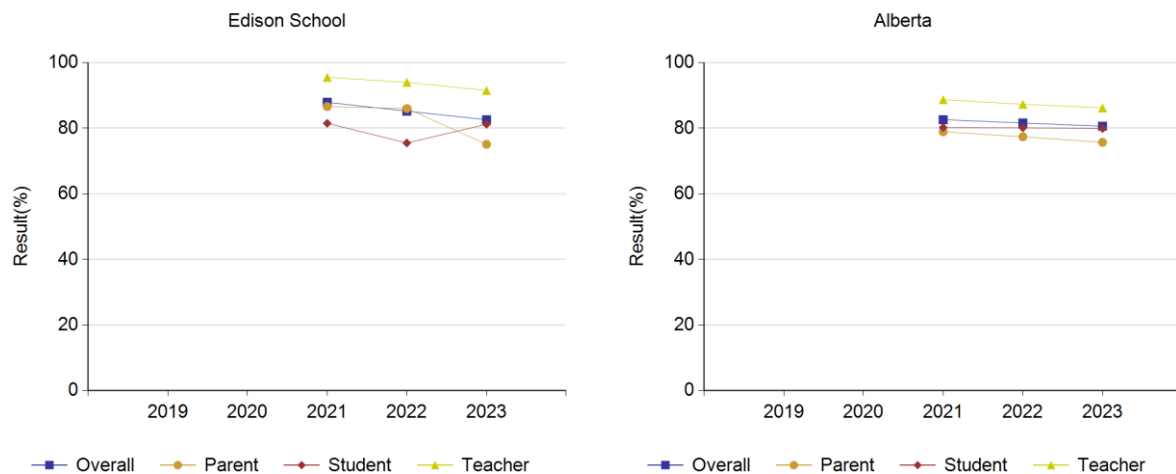
## Edison's Safe and Caring Schools Policy

To learn about our policy, please visit this link:

<https://edisonschool.ca/wp-content/uploads/2018/07/Edison-School-Safe-and-Caring-Schools-Policy-2018.pdf>

## Access to Supports and Services

The percentage of teachers, parents and students who agree that students have access to the appropriate supports and services at school.



Reproduced from: *Alberta Education Assurance Measure Results, Fall 2023, 5393 Edison School*

Although the overall perception of adequate access to supports and services for students has been maintained, parental approval has declined while student approval has risen. We attribute this discrepancy to our inadequate promotion and communication of these changes to parents – by contrast, students are much closer to these changes and are more aware of them. Firstly, we have increased individualized screening assessments, so that we can identify and help students that are at risk of falling behind their peers. Secondly, we have increased tutoring availability from our certified teachers to help meet the needs of those students who would benefit. We have also increased access to psychological services, speech therapy, and occupational therapy from a partnership with Providence. This measure indicates that Edison School is effective at providing supports and services in the minds of students, teachers, and parents.

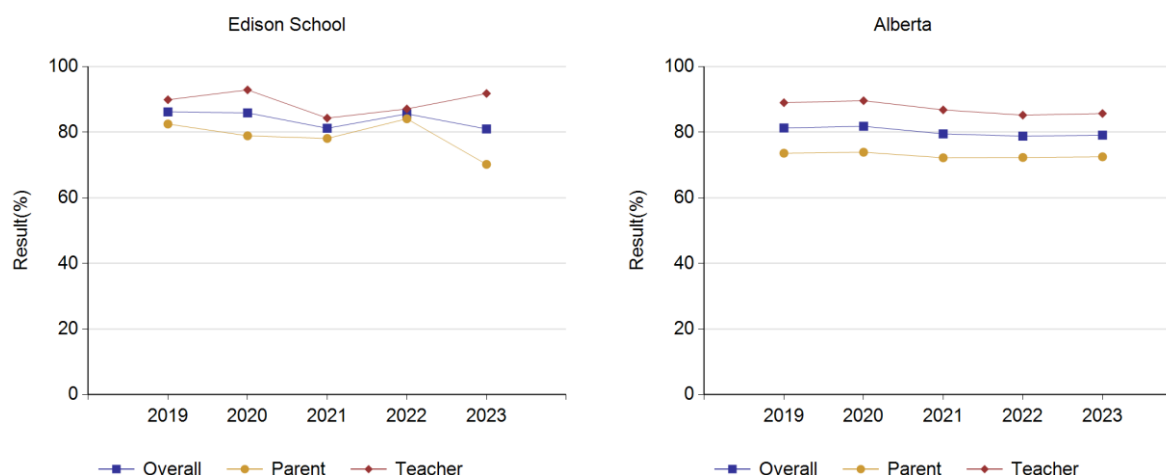
Students throughout the school are educated on FNMI history and culture, as well as FNMI perspectives on current events. Beginning in Kindergarten, students learn about First Nations communities around Canada, and enjoy discovery based learning through FNMI stories and legends. The importance of storytelling is emphasized as students learn how various cultures preserve their foundational beliefs. The teachers have arranged many guest speakers and field trips for the students to learn about FNMI history and perspectives across Canada. This year, as in previous years, our teachers have engaged students in a wide variety of art classes where the children are able to learn about and create projects using the same techniques as those utilized in the creation of historical FNMI art. Students learn about how other cultures view education in different ways. They learn about how FNMI people view the education of children in a holistic manner, and how this can provide valuable learning experiences and foster character

development. As we aim to improve upon our education of FNMI perspectives and history, we have provided our teachers with additional resources to implement more opportunities to experience FNMI culture throughout the school year. Many of our teachers are particularly passionate and eager to share their knowledge about both the history and the current perspectives of FNMI people on local and global current affairs.



## Domain: Governance

Percentage of teachers and parents satisfied with **parental involvement** in decisions about their child's education



|         | Edison School |      |      |      |      |      |      |      |      |      |                    |             |            |
|---------|---------------|------|------|------|------|------|------|------|------|------|--------------------|-------------|------------|
|         | 2019          |      | 2020 |      | 2021 |      | 2022 |      | 2023 |      | Measure Evaluation |             |            |
|         | N             | %    | N    | %    | N    | %    | N    | %    | N    | %    | Achievement        | Improvement | Overall    |
| Overall | 50            | 86.2 | 58   | 85.9 | 44   | 81.2 | 62   | 85.6 | 60   | 81.0 | High               | Maintained  | Good       |
| Parent  | 28            | 82.5 | 38   | 78.9 | 30   | 78.1 | 45   | 84.1 | 43   | 70.2 | High               | Declined    | Acceptable |
| Teacher | 22            | 89.9 | 20   | 92.9 | 14   | 84.3 | 17   | 87.1 | 17   | 91.8 | High               | Maintained  | Good       |

Reproduced from: *Alberta Education Assurance Measure Results, Fall 2023, 5393 Edison School*

Although the satisfaction of our parents with the level of parental involvement at Edison has declined, it is still in the acceptable range. Due to the smaller sample size (N<50) inherent in surveying our school parents or teachers, some yearly variance is to be expected. Overall satisfaction with parental involvement is currently rated “good”.

We have made a concerted effort this year to bring our parent volunteers back into the classrooms. We have improved our communication with parents regarding student behavior – we strive to communicate rapidly to parents when needed to maintain a healthy rapport, and ensure that they feel comfortable giving us feedback at all times.

The active and frequent involvement of parents within the Edison community is part of what defines us. Parental consultation regarding new programs is essential for the school to monitor the success of its initiatives. Staff are encouraged to communicate with parents each week throughout the school-year. Perceptual data is collected through both formal meetings and informal discussions with parents. Administration deals with each student issue on an individual level to ensure that parents perceive school investment in their children. The results shown for parents are based both on the mail out survey that Alberta Education sends each January as well as from information parents share with teachers and administrators. As guest speakers, supervision volunteers, and academic supports, parents are actively involved in the education of our students.

In 2019, we created a Google account for each student so parents can access meaningful feedback from teachers in a seasonable manner, as well as real-time updated grades for their children, so they remain informed on their academic progress.

## Summary of Financial Results

| <i>Audited Financial Statement Highlights</i> | 2022/2023 Actual Amount | 2022/2023 Actual Percentage | <p>The 2022/2023 Audited Financial Statements were approved in a Board meeting on 2023/11/29. Spending was within budget.</p> <p>The complete 2022/2023 Audited Financial Statements may be accessed at <a href="http://www.edisonschool.ca">www.edisonschool.ca</a> under the Alberta Education tab.</p> |
|-----------------------------------------------|-------------------------|-----------------------------|-----------------------------------------------------------------------------------------------------------------------------------------------------------------------------------------------------------------------------------------------------------------------------------------------------------|
| <b>REVENUE SUMMARY</b>                        |                         |                             |                                                                                                                                                                                                                                                                                                           |
| Alberta Government                            | \$1,591,803             | 35%                         |                                                                                                                                                                                                                                                                                                           |
| Tuition                                       | \$2,707,325             | 59%                         |                                                                                                                                                                                                                                                                                                           |
| Rent                                          | \$48,000                | 1%                          |                                                                                                                                                                                                                                                                                                           |
| Transportation/Other                          | \$240,538               | 5%                          |                                                                                                                                                                                                                                                                                                           |
| <b>TOTAL REVENUES</b>                         | <b>\$4,587,666</b>      | <b>100%</b>                 |                                                                                                                                                                                                                                                                                                           |
| <b>EXPENDITURE SUMMARY</b>                    |                         |                             |                                                                                                                                                                                                                                                                                                           |
| Instruction                                   | \$2,964,655             | 65%                         |                                                                                                                                                                                                                                                                                                           |
| Rent                                          | \$709,366               | 15%                         |                                                                                                                                                                                                                                                                                                           |
| Administration                                | \$275,843               | 6%                          |                                                                                                                                                                                                                                                                                                           |
| Operations & Maintenance                      | \$456,625               | 10%                         |                                                                                                                                                                                                                                                                                                           |
| Transportation                                | \$164,823               | 4%                          |                                                                                                                                                                                                                                                                                                           |
| <b>TOTAL EXPENDITURES</b>                     | <b>\$4,571,312</b>      | <b>100%</b>                 |                                                                                                                                                                                                                                                                                                           |

| <i>Budget Highlights</i>   | 2023/2024 BUDGET Amount | 2023/2024 BUDGET Percentage |
|----------------------------|-------------------------|-----------------------------|
| <b>REVENUE SUMMARY</b>     |                         |                             |
| Alberta Government         | \$1,816,041             | 37%                         |
| Tuition                    | \$2,840,000             | 58%                         |
| Rent                       | \$48,000                | 1%                          |
| Transportation/Other       | \$154,000               | 4%                          |
| <b>TOTAL REVENUES</b>      | <b>\$4,858,041</b>      | <b>100%</b>                 |
| <b>EXPENDITURE SUMMARY</b> |                         |                             |
| Instruction                | \$3,260,500             | 68%                         |
| Rent                       | \$694,000               | 14%                         |
| Administration             | \$337,000               | 7%                          |
| Operations & Maintenance   | \$253,000               | 5%                          |
| Transportation             | \$254,000               | 6%                          |
| <b>TOTAL EXPENDITURES</b>  | <b>\$4,798,500</b>      | <b>100%</b>                 |

## Budget Summary

The budget for 2023/2024 shows continued improvement of the negative unrestricted Net Assets. All budgeting decisions are overseen by the board of directors and great care is taken to limit spending to salaries, required goods and services for the students, and teacher education. The primary focus of the entire budget is to provide the highest quality of education for our students.





### Timelines and Communication

To access the complete budget for the 2023/2024 school year, please contact the school office during business hours. Budget decisions to allocate resources to program areas are made by the Board of Directors under the advice of the Secretary-Treasurer.

The complete 2022/2023 Audited Financial Statements may be accessed at [www.edisonschool.ca](http://www.edisonschool.ca) under the Alberta Education tab.

This document may be accessed at [www.edisonschool.ca](http://www.edisonschool.ca) under the Alberta Education tab.

This document was announced in the school newsletter on December 6, 2023.





## Stakeholder Engagement

Because Edison uses the rigorous Singapore math program, heavy emphasis is placed on exams. Certain units had exams with content that exceeded grade-level, which resulted in some teachers having concerns. After the math teachers were interviewed, they requested an audit of the grade breakdown. After investigating this issue, it was discovered that the Singapore math program intentionally places some content that is above grade-level to foster critical thinking and academic risk-taking. This ultimately resulted in changes being made to the grade breakdown as well as heads of the math department having additional seminars with math teachers to discuss strategies and best practices for delivering the more advanced portions of the Singapore math curriculum. Due to these changes, student performance and achievement improved in this domain, and teachers were satisfied that grades more accurately reflected student performance.

Our grade 4 and 5 math teacher designed a presentation to introduce models of math word problems to students and parents so that they can practice at home. The teacher monitored feedback from parents and reported back to the administration. This approach was so successful and popular this year, that the teacher had to offer his presentation in two separate evenings this year.

In administrative meetings, first we discuss which stakeholders we have met with and what we learned from them. Then, after discussion, we assign the next stage in communications where outreach is done for relevant stakeholder groups, e.g., staff, students, or parents. Additionally, we regularly report these occurrences and our determinations and solutions to the school board. In the first two months of school, we phone all new parents to ask how the school year is going, how their children are developing socially and integrating in the new school environment.



## Whistleblower Protection

For the 2022/2023 academic year, there were no disclosures pertinent to Section 32 of the Public Interest Disclosure Act (2013).