



EDISON SCHOOL SOCIETY
2023-2024 Annual Education Results Report



Accountability Statement

The Annual Education Results Report for the 2023/2024 school year for Edison School Society was prepared under the direction of the Board in accordance with its responsibilities under the Private Schools Regulation and the Education Grants Regulation. This document was developed in the context of the provincial government's business and fiscal plans.

The Board approved this Annual Education Results Report for the 2023/2024 school year on November 28, 2024.

Edison School board chair, Paule Armeneau

Signature



Date _____ November 28, 2024 _____

Domain: Local & Societal Context

Mission Statement

Edison School creates the opportunity for all children to discover and reach their full potential academically, emotionally, and physically in a safe and accepting environment.

Non magnum nisi bonum – “No greatness without goodness”

Edison students and staff are polite, kind, and honest.



Domain: Student Growth & Achievement

| Assurance Domain | Measure | Edison School | | | Alberta | | | Measure Evaluation | | |
|--------------------------------|---|----------------|------------------|---------------------|----------------|------------------|---------------------|--------------------|-------------|------------|
| | | Current Result | Prev Year Result | Prev 3 Year Average | Current Result | Prev Year Result | Prev 3 Year Average | Achievement | Improvement | Overall |
| Student Growth and Achievement | Student Learning Engagement | 91.6 | 92.9 | 92.5 | 83.7 | 84.4 | 84.8 | n/a | Maintained | n/a |
| | Citizenship | 85.8 | 89.5 | 90.4 | 79.4 | 80.3 | 80.9 | Very High | Declined | Good |
| | 3-year High School Completion | 90.0 | * | 100.0 | 80.4 | 80.7 | 82.4 | Very High | Maintained | Excellent |
| | 5-year High School Completion | 100.0 | 100.0 | 91.2 | 88.1 | 88.6 | 87.3 | Very High | Maintained | Excellent |
| | PAT6: Acceptable | 89.7 | 96.8 | 96.8 | 68.5 | 66.2 | 66.2 | Very High | Declined | Good |
| | PAT6: Excellence | 82.8 | 74.2 | 74.2 | 19.8 | 18.0 | 18.0 | Very High | Maintained | Excellent |
| | PAT9: Acceptable | 98.0 | 98.9 | 98.9 | 62.5 | 62.6 | 62.6 | Very High | Maintained | Excellent |
| | PAT9: Excellence | 63.7 | 48.9 | 48.9 | 15.4 | 15.5 | 15.5 | Very High | Improved | Excellent |
| | Diploma: Acceptable | 100.0 | 97.9 | 97.9 | 81.5 | 80.3 | 80.3 | Very High | Maintained | Excellent |
| | Diploma: Excellence | 60.3 | 70.8 | 70.8 | 22.6 | 21.2 | 21.2 | Very High | Maintained | Excellent |
| Teaching & Leading | Education Quality | 93.8 | 95.9 | 95.8 | 87.6 | 88.1 | 88.6 | Very High | Maintained | Excellent |
| Learning Supports | Welcoming, Caring, Respectful and Safe Learning Environments (WCRSLE) | 89.5 | 92.5 | 92.7 | 84.0 | 84.7 | 85.4 | n/a | Declined | n/a |
| | Access to Supports and Services | 78.9 | 82.6 | 83.9 | 79.9 | 80.6 | 81.1 | n/a | Declined | n/a |
| Governance | Parental Involvement | 78.2 | 81.0 | 83.3 | 79.5 | 79.1 | 78.9 | Intermediate | Maintained | Acceptable |

Reproduced from: *Alberta Education Assurance Measure Results, Fall 2024, 5393 Edison School*

At Edison, we are very proud of our strong results on the Alberta Education Outcome Measures. The only measure that we did not attain “Very High” Achievement on was “Parental Involvement”.



Provincial Achievement Test Results Summary

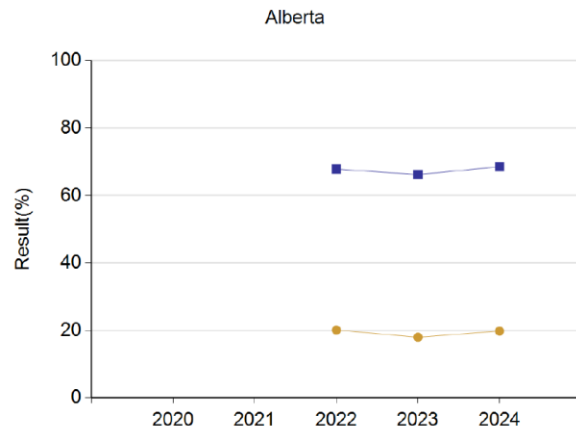
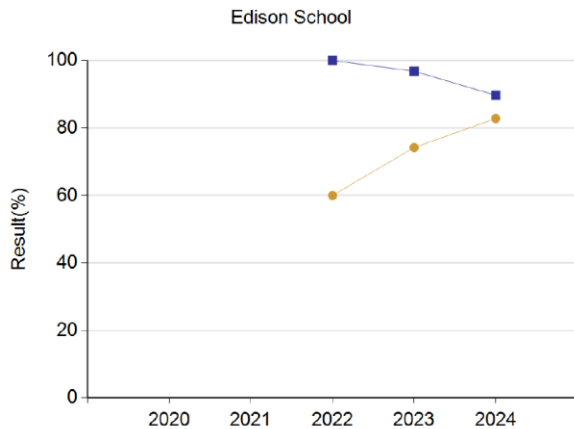
| Course | | Measure | | Edison School | | | | | | Alberta | | | | |
|---|------------------------|-----------|------------|---------------|-------------|---------|------|-------|---------------------|---------|--------|-------|---------------------|---|
| | | | | Achievement | Improvement | Overall | 2024 | | Prev 3 Year Average | | 2024 | | Prev 3 Year Average | |
| | | | | | | | N | % | N | % | N | % | N | % |
| French Language Arts 6 année | Acceptable Standard | n/a | n/a | n/a | n/a | n/a | n/a | n/a | n/a | 1,870 | 69.9 | 3,131 | 77.6 | |
| | Standard of Excellence | n/a | n/a | n/a | n/a | n/a | n/a | n/a | n/a | 1,870 | 9.3 | 3,131 | 12.5 | |
| Français 6 année | Acceptable Standard | n/a | n/a | n/a | n/a | n/a | n/a | n/a | n/a | 504 | 80.4 | 578 | 78.9 | |
| | Standard of Excellence | n/a | n/a | n/a | n/a | n/a | n/a | n/a | n/a | 504 | 18.5 | 578 | 19.4 | |
| Science 6 | Acceptable Standard | High | Maintained | Good | 29 | 89.7 | 31 | 93.5 | 53,806 | 68.8 | 54,859 | 66.7 | | |
| | Standard of Excellence | Very High | Maintained | Excellent | 29 | 72.4 | 31 | 74.2 | 53,806 | 24.8 | 54,859 | 21.8 | | |
| Social Studies 6 | Acceptable Standard | Very High | Declined | Good | 29 | 89.7 | 31 | 96.8 | 60,804 | 68.5 | 57,655 | 66.2 | | |
| | Standard of Excellence | Very High | Maintained | Excellent | 29 | 82.8 | 31 | 74.2 | 60,804 | 19.8 | 57,655 | 18.0 | | |
| English Language Arts 9 | Acceptable Standard | Very High | Maintained | Excellent | 25 | 100.0 | 23 | 100.0 | 59,096 | 69.5 | 56,255 | 71.4 | | |
| | Standard of Excellence | Very High | Improved | Excellent | 25 | 56.0 | 23 | 34.8 | 59,096 | 11.8 | 56,255 | 13.4 | | |
| K&E English Language Arts 9 | Acceptable Standard | n/a | n/a | n/a | n/a | n/a | n/a | n/a | 1,465 | 49.6 | 1,254 | 50.2 | | |
| | Standard of Excellence | n/a | n/a | n/a | n/a | n/a | n/a | n/a | 1,465 | 5.6 | 1,254 | 5.7 | | |
| French Language Arts 9 année | Acceptable Standard | n/a | n/a | n/a | n/a | n/a | n/a | n/a | 3,308 | 76.6 | 3,215 | 76.1 | | |
| | Standard of Excellence | n/a | n/a | n/a | n/a | n/a | n/a | n/a | 3,308 | 10.6 | 3,215 | 10.9 | | |
| Français 9 année | Acceptable Standard | n/a | n/a | n/a | n/a | n/a | n/a | n/a | 615 | 83.1 | 575 | 81.6 | | |
| | Standard of Excellence | n/a | n/a | n/a | n/a | n/a | n/a | n/a | 615 | 19.7 | 575 | 22.3 | | |
| Mathematics 9 | Acceptable Standard | Very High | Declined | Good | 27 | 92.6 | 23 | 100.0 | 58,577 | 52.7 | 55,447 | 54.4 | | |
| | Standard of Excellence | Very High | Maintained | Excellent | 27 | 55.6 | 23 | 52.2 | 58,577 | 14.0 | 55,447 | 13.5 | | |
| K&E Mathematics 9 | Acceptable Standard | n/a | n/a | n/a | n/a | n/a | n/a | n/a | 1,967 | 52.2 | 1,815 | 52.7 | | |
| | Standard of Excellence | n/a | n/a | n/a | n/a | n/a | n/a | n/a | 1,967 | 9.9 | 1,815 | 11.3 | | |
| Science 9 | Acceptable Standard | Very High | Maintained | Excellent | 25 | 100.0 | 23 | 100.0 | 59,072 | 67.6 | 56,311 | 66.3 | | |
| | Standard of Excellence | Very High | Maintained | Excellent | 25 | 68.0 | 23 | 56.5 | 59,072 | 20.8 | 56,311 | 20.1 | | |
| K&E Science 9 | Acceptable Standard | n/a | n/a | n/a | n/a | n/a | n/a | n/a | 1,411 | 52.3 | 1,197 | 52.9 | | |
| | Standard of Excellence | n/a | n/a | n/a | n/a | n/a | n/a | n/a | 1,411 | 8.9 | 1,197 | 10.9 | | |
| Social Studies 9 | Acceptable Standard | Very High | Improved | Excellent | 25 | 100.0 | 23 | 95.7 | 59,125 | 60.5 | 56,309 | 58.4 | | |
| | Standard of Excellence | Very High | Improved | Excellent | 25 | 76.0 | 23 | 52.2 | 59,125 | 15.8 | 56,309 | 15.9 | | |
| K&E Social Studies 9 | Acceptable Standard | n/a | n/a | n/a | n/a | n/a | n/a | n/a | 1,351 | 50.4 | 1,140 | 49.6 | | |
| | Standard of Excellence | n/a | n/a | n/a | n/a | n/a | n/a | n/a | 1,351 | 11.3 | 1,140 | 10.6 | | |

Reproduced from: *Alberta Education Assurance Measure Results, Fall 2024, 5393 Edison School*

On provincial achievement tests at Edison, the proportion of grade six and nine students who reached the standard of excellence substantially increased over the previous year. The only area that we did not achieve very high achievement was for the Science 6 Acceptable Standard, however the Science 6 Standard of Excellence was maintained at very high achievement. The science department is committed to improving the proportion of students who reach the Acceptable Standard in Science 6.

Grade 6 Provincial Achievement Test Results – Overall (by Number Enrolled)

| | Edison School | | | | | Measure Evaluation | | | Alberta | | | | |
|--------------------------|---------------|------|-------|------|------|--------------------|-------------|-----------|---------|------|--------|--------|--------|
| | 2020 | 2021 | 2022 | 2023 | 2024 | Achievement | Improvement | Overall | 2020 | 2021 | 2022 | 2023 | 2024 |
| N | n/a | n/a | 25 | 31 | 29 | n/a | n/a | n/a | n/a | n/a | 56,482 | 57,655 | 60,804 |
| Acceptable Standard % | n/a | n/a | 100.0 | 96.8 | 89.7 | Very High | Declined | Good | n/a | n/a | 67.8 | 66.2 | 68.5 |
| Standard of Excellence % | n/a | n/a | 60.0 | 74.2 | 82.8 | Very High | Maintained | Excellent | n/a | n/a | 20.1 | 18.0 | 19.8 |

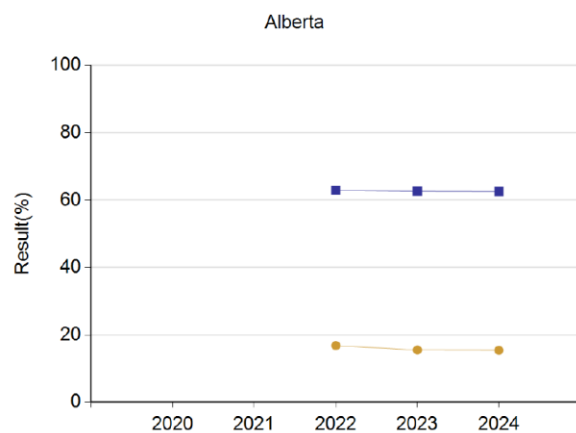
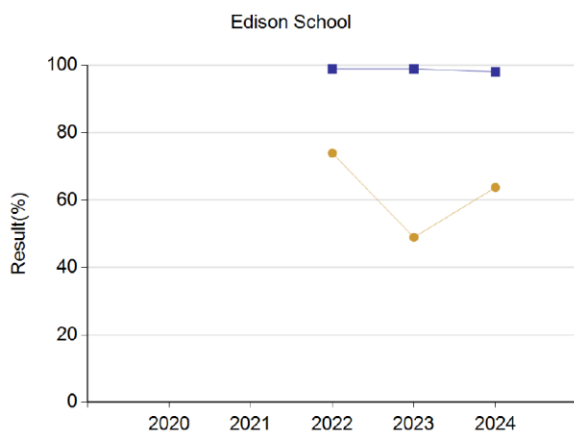


—■— Acceptable Standard % —●— Standard of Excellence % —■— Acceptable Standard % —●— Standard of Excellence %

Reproduced from: Alberta Education Assurance Measure Results, Fall 2024, 5393 Edison School

Grade 9 Provincial Achievement Test Results – Overall (by Number Enrolled)

| | Edison School | | | | | Measure Evaluation | | | Alberta | | | | |
|--------------------------|---------------|------|------|------|------|--------------------|-------------|-----------|---------|------|--------|--------|--------|
| | 2020 | 2021 | 2022 | 2023 | 2024 | Achievement | Improvement | Overall | 2020 | 2021 | 2022 | 2023 | 2024 |
| N | n/a | n/a | 22 | 23 | 27 | n/a | n/a | n/a | n/a | n/a | 53,039 | 57,925 | 60,682 |
| Acceptable Standard % | n/a | n/a | 98.9 | 98.9 | 98.0 | Very High | Maintained | Excellent | n/a | n/a | 62.9 | 62.6 | 62.5 |
| Standard of Excellence % | n/a | n/a | 73.9 | 48.9 | 63.7 | Very High | Improved | Excellent | n/a | n/a | 16.8 | 15.5 | 15.4 |



—■— Acceptable Standard % —●— Standard of Excellence % —■— Acceptable Standard % —●— Standard of Excellence %

Reproduced from: Alberta Education Assurance Measure Results, Fall 2024, 5393 Edison School

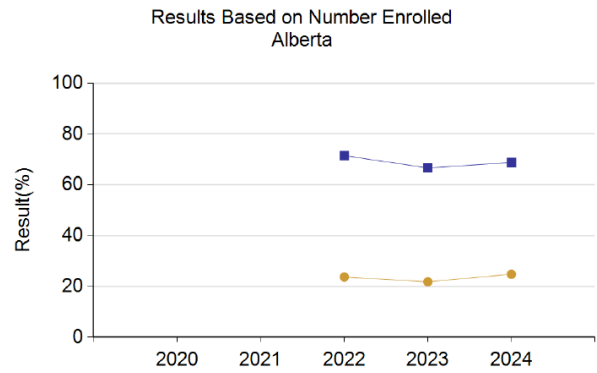
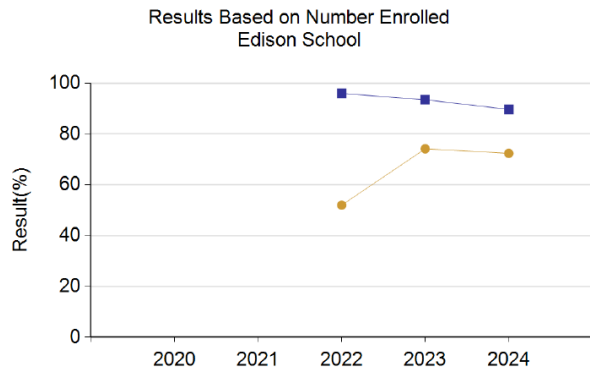
English Language Arts 6 - Provincial Achievement Test Results (by Number Enrolled)

N/A due to curriculum change.

Mathematics 6 - Provincial Achievement Test Results (by Number Enrolled)

N/A due to curriculum change.

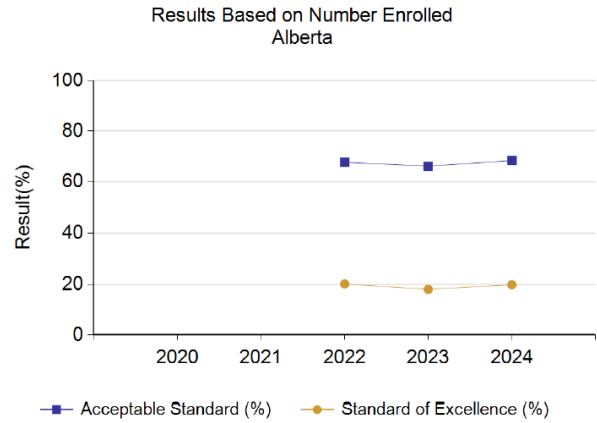
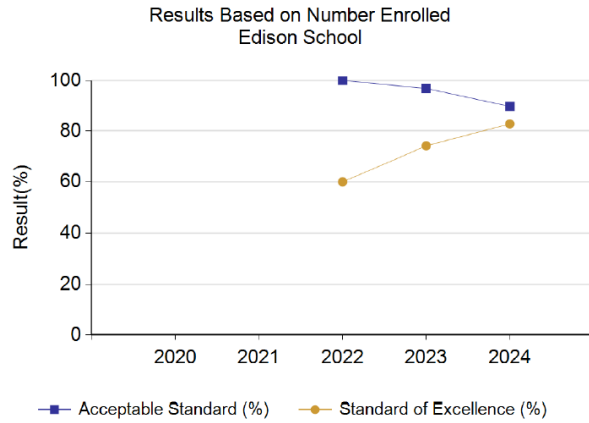
Science 6 - Provincial Achievement Test Results (by Number Enrolled)



Reproduced from: Alberta Education Assurance Measure Results, Fall 2024, 5393 Edison School

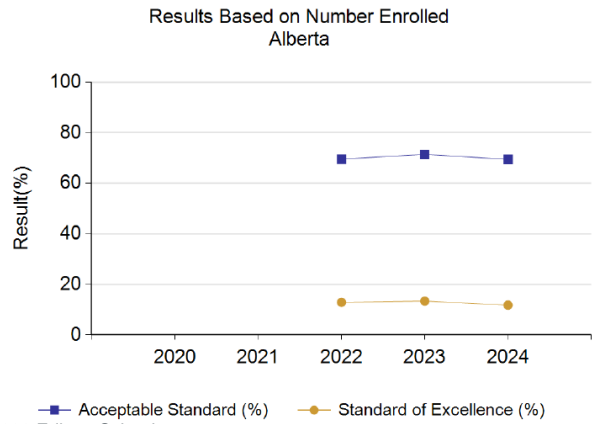
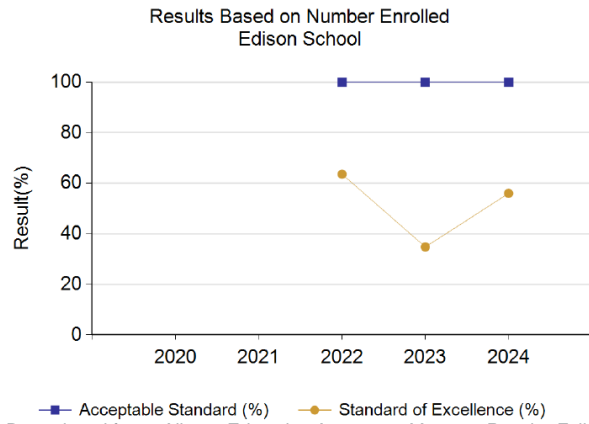


Social Studies 6 - Provincial Achievement Test Results (by Number Enrolled)



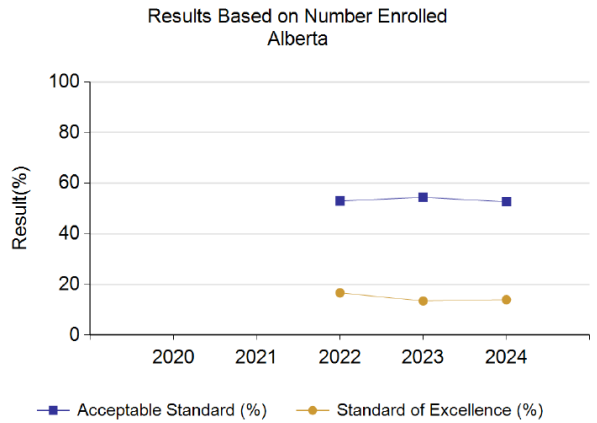
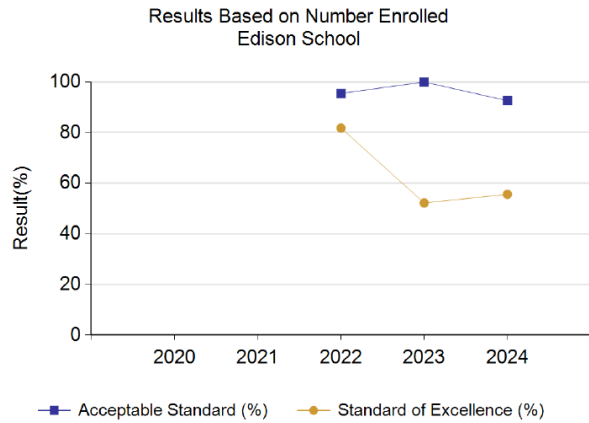
Reproduced from: Alberta Education Assurance Measure Results, Fall 2024, 5393 Edison School

English Language Arts 9 - Provincial Achievement Test Results (by Number Enrolled)



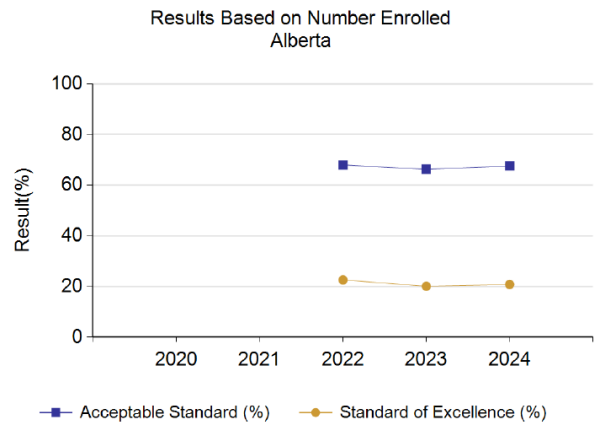
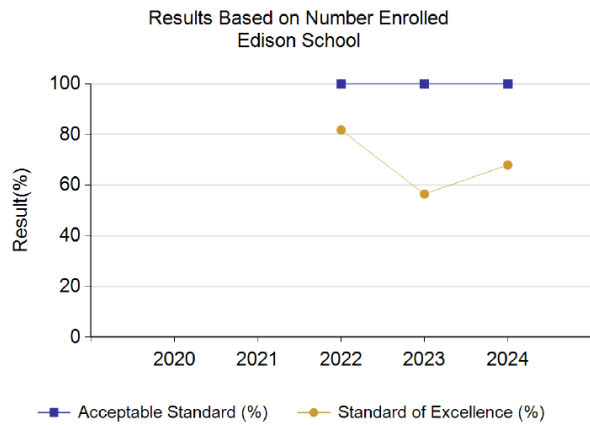
Reproduced from: Alberta Education Assurance Measure Results, Fall 2024, 5393 Edison School

Mathematics 9 - Provincial Achievement Test Results (by Number Enrolled)



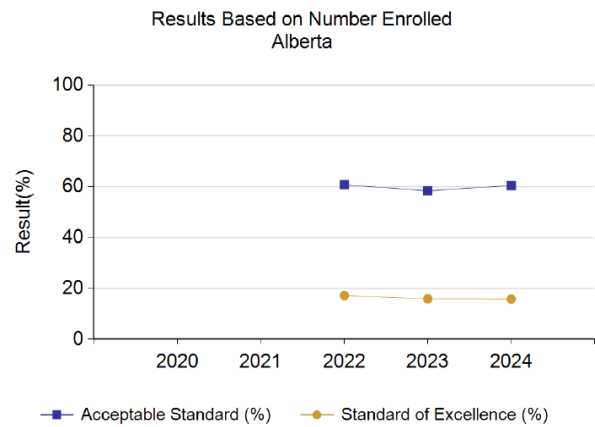
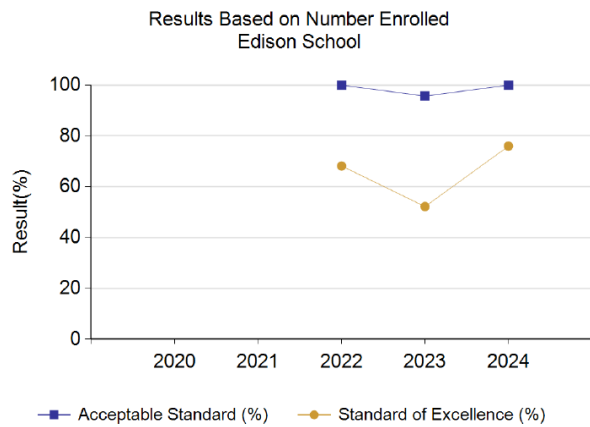
Reproduced from: Alberta Education Assurance Measure Results, Fall 2024, 5393 Edison School

Science 9 - Provincial Achievement Test Results (by Number Enrolled)



Reproduced from: Alberta Education Assurance Measure Results, Fall 2024, 5393 Edison School

Social Studies 9 - Provincial Achievement Test Results (by Number Enrolled)



Reproduced from: Alberta Education Assurance Measure Results, Fall 2024, 5393 Edison School



Diploma Exam Results Summary

| Course | | Measure | | Edison School | | | | | | Alberta | | | | |
|---------------------------|--|-----------|------------------------|---------------|-------------|---------|------|-------|---------------------|---------|--------|------|---------------------|---|
| | | | | Achievement | Improvement | Overall | 2024 | | Prev 3 Year Average | | 2024 | | Prev 3 Year Average | |
| | | | | | | | N | % | N | % | N | % | N | % |
| English Lang Arts 30-1 | Diploma Examination Acceptable Standard | Very High | Maintained | Excellent | 12 | 100.0 | 9 | 100.0 | 33,001 | 84.2 | 31,493 | 83.7 | | |
| | Diploma Examination Standard of Excellence | Very High | Maintained | Excellent | 12 | 41.7 | 9 | 33.3 | 33,001 | 10.1 | 31,493 | 10.5 | | |
| English Lang Arts 30-2 | Diploma Examination Acceptable Standard | n/a | n/a | n/a | n/a | n/a | n/a | n/a | 19,219 | 85.7 | 17,112 | 86.2 | | |
| | Diploma Examination Standard of Excellence | n/a | n/a | n/a | n/a | n/a | n/a | n/a | 19,219 | 12.9 | 17,112 | 12.7 | | |
| French Language Arts 30-1 | Diploma Examination Acceptable Standard | n/a | n/a | n/a | n/a | n/a | n/a | n/a | 1,200 | 95.3 | 1,236 | 93.1 | | |
| | Diploma Examination Standard of Excellence | n/a | n/a | n/a | n/a | n/a | n/a | n/a | 1,200 | 8.6 | 1,236 | 6.1 | | |
| Français 30-1 | Diploma Examination Acceptable Standard | n/a | n/a | n/a | n/a | n/a | n/a | n/a | 160 | 99.4 | 127 | 99.2 | | |
| | Diploma Examination Standard of Excellence | n/a | n/a | n/a | n/a | n/a | n/a | n/a | 160 | 26.3 | 127 | 30.7 | | |
| Mathematics 30-1 | Diploma Examination Acceptable Standard | n/a | Maintained | n/a | 12 | 100.0 | 11 | 100.0 | 21,035 | 75.4 | 19,763 | 70.8 | | |
| | Diploma Examination Standard of Excellence | n/a | Maintained | n/a | 12 | 75.0 | 11 | 81.8 | 21,035 | 34.9 | 19,763 | 29.0 | | |
| Mathematics 30-2 | Diploma Examination Acceptable Standard | n/a | n/a | n/a | n/a | n/a | n/a | n/a | 15,676 | 70.9 | 14,418 | 71.1 | | |
| | Diploma Examination Standard of Excellence | n/a | n/a | n/a | n/a | n/a | n/a | n/a | 15,676 | 15.4 | 14,418 | 15.2 | | |
| Social Studies 30-1 | Diploma Examination Acceptable Standard | Very High | Maintained | Excellent | 12 | 100.0 | 7 | 100.0 | 25,167 | 85.2 | 24,023 | 83.5 | | |
| | Diploma Examination Standard of Excellence | Very High | Declined Significantly | Acceptable | 12 | 33.3 | 7 | 85.7 | 25,167 | 18.7 | 24,023 | 15.9 | | |
| Social Studies 30-2 | Diploma Examination Acceptable Standard | n/a | n/a | n/a | n/a | n/a | n/a | n/a | 23,985 | 77.6 | 21,045 | 78.1 | | |
| | Diploma Examination Standard of Excellence | n/a | n/a | n/a | n/a | n/a | n/a | n/a | 23,985 | 12.7 | 21,045 | 12.3 | | |
| Biology 30 | Diploma Examination Acceptable Standard | Very High | Maintained | Excellent | 11 | 100.0 | 11 | 100.0 | 24,414 | 83.1 | 23,270 | 82.7 | | |
| | Diploma Examination Standard of Excellence | Very High | Maintained | Excellent | 11 | 81.8 | 11 | 90.9 | 24,414 | 33.7 | 23,270 | 32.8 | | |
| Chemistry 30 | Diploma Examination Acceptable Standard | Very High | Improved | Excellent | 10 | 100.0 | 8 | 87.5 | 19,955 | 82.9 | 18,364 | 80.5 | | |
| | Diploma Examination Standard of Excellence | Very High | Maintained | Excellent | 10 | 80.0 | 8 | 75.0 | 19,955 | 38.0 | 18,364 | 37.0 | | |
| Physics 30 | Diploma Examination Acceptable Standard | Very High | n/a | n/a | 6 | 100.0 | n/a | n/a | 9,955 | 85.1 | 9,241 | 82.3 | | |
| | Diploma Examination Standard of Excellence | Very High | n/a | n/a | 6 | 50.0 | n/a | n/a | 9,955 | 43.1 | 9,241 | 39.9 | | |
| Science 30 | Diploma Examination Acceptable Standard | n/a | n/a | n/a | n/a | n/a | n/a | n/a | 8,439 | 81.3 | 8,007 | 79.4 | | |
| | Diploma Examination Standard of Excellence | n/a | n/a | n/a | n/a | n/a | n/a | n/a | 8,439 | 24.6 | 8,007 | 23.1 | | |

Reproduced from: Alberta Education Assurance Measure Results, Fall 2024, 5393 Edison School

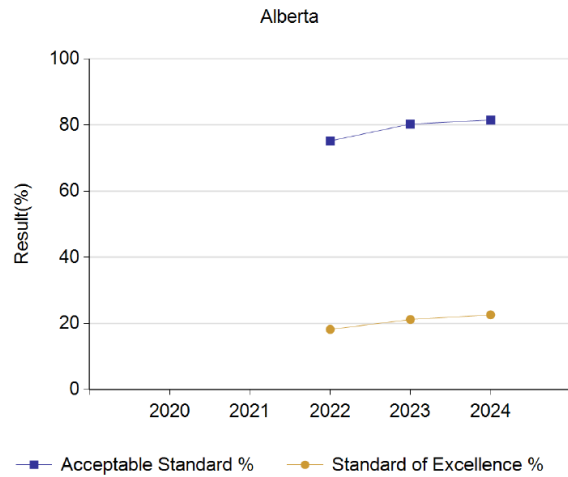
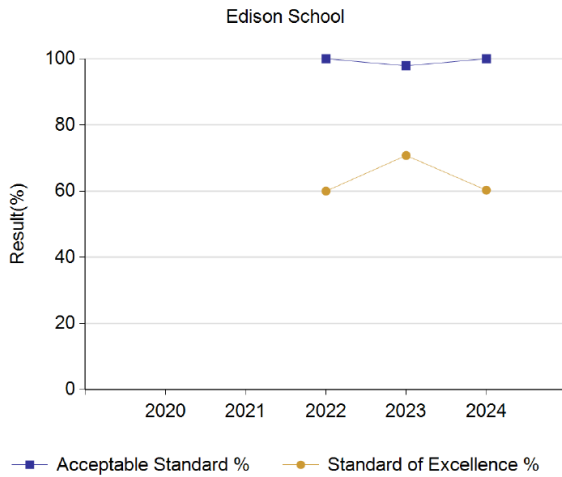
At Edison, we are proud of our continued success on diploma examinations. Our students attained Very High Achievement on all diplomas this year. Our primary strategy involves providing our high school teachers with adequate training on how diploma subjects are evaluated, and then leaving the preparation to their discretion. When these teachers request additional time for exam prep, the rest of the school is flexible and supportive wherever possible. With 100% of our students achieving the acceptable standard or above, and the 60% of our students achieving excellence, we intend to continue operations as usual in this area.

Data are not available on FNMI and ESL achievement on the PAT, Diplomas and High School Completion rates due to insufficient numbers of these student subpopulations at Edison.

We are proud to announce that the College Board awarded Edison with the Platinum Standard for AP excellence, which was only given to 1% of Canadian schools. The many Advanced Placement options offered to students in our high school provide excellent opportunities to develop the student skills necessary for diploma exam success. Additionally, these course options allow AP teachers to invest time into general exam writing strategy. These classes are one of our strongest strategies for diploma examination preparation. The success of our students in university is evidence of the program's effectiveness.

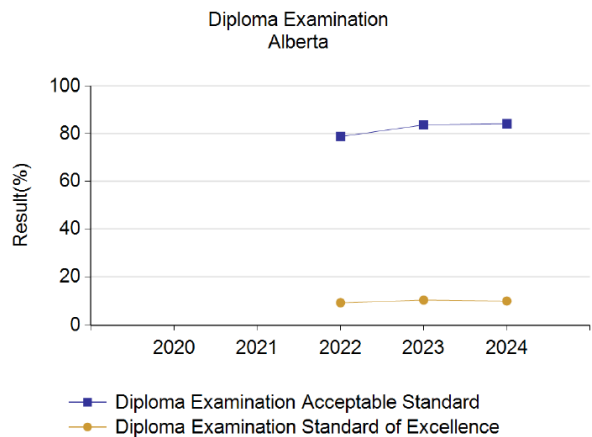
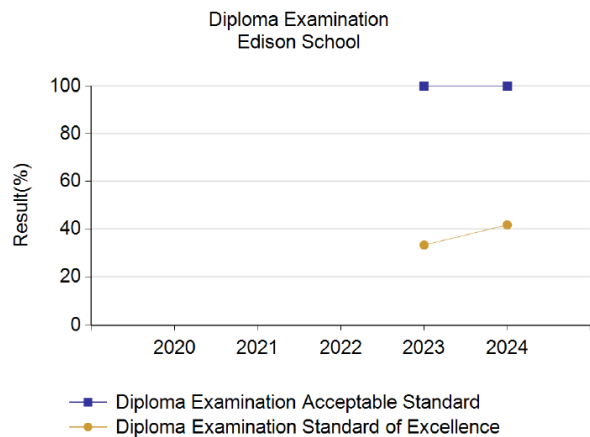
Diploma Exam Results by Students Writing – Overall

| | Edison School | | | | | Measure Evaluation | | | Alberta | | | | |
|--------------------------|---------------|------|-------|------|-------|--------------------|-------------|-----------|---------|------|--------|--------|--------|
| | 2020 | 2021 | 2022 | 2023 | 2024 | Achievement | Improvement | Overall | 2020 | 2021 | 2022 | 2023 | 2024 |
| N | n/a | n/a | 14 | 21 | 25 | n/a | n/a | n/a | n/a | n/a | 58,444 | 67,294 | 72,444 |
| Acceptable Standard % | n/a | n/a | 100.0 | 97.9 | 100.0 | Very High | Maintained | Excellent | n/a | n/a | 75.2 | 80.3 | 81.5 |
| Standard of Excellence % | n/a | n/a | 60.0 | 70.8 | 60.3 | Very High | Maintained | Excellent | n/a | n/a | 18.2 | 21.2 | 22.6 |



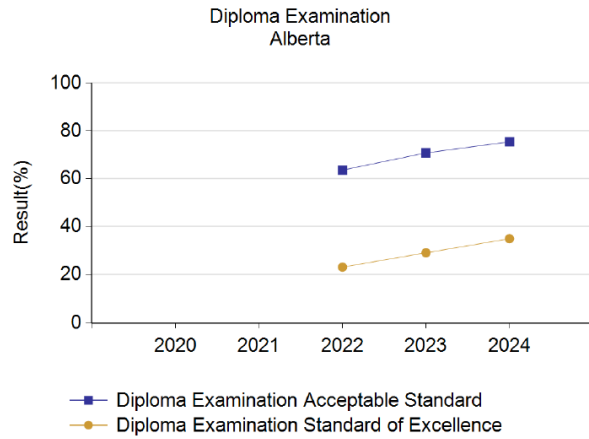
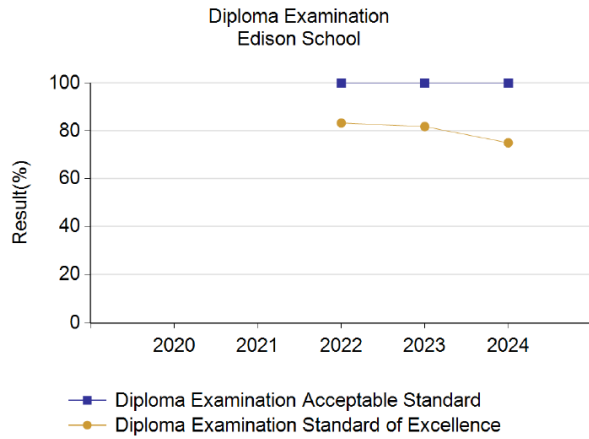
Reproduced from: Alberta Education Assurance Measure Results, Fall 2024, 5393 Edison School

English Lang Arts 30-1 – Diploma Exam Results (by Course)



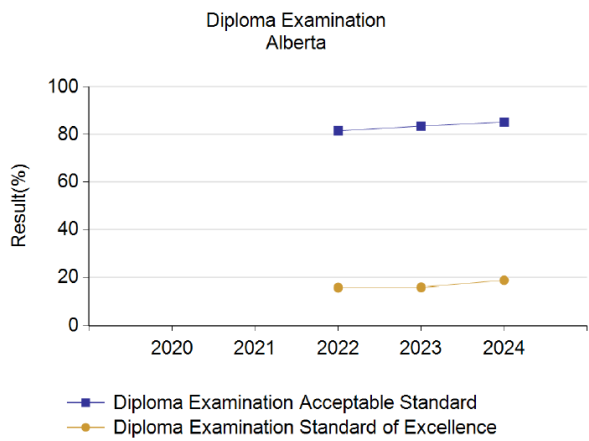
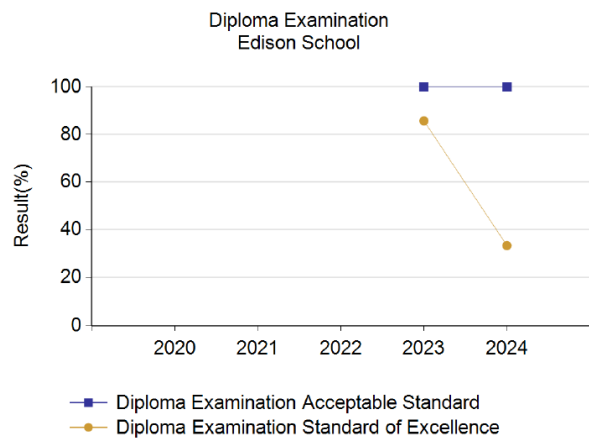
Reproduced from: Alberta Education Assurance Measure Results, Fall 2024, 5393 Edison School

Mathematics 30-1 – Diploma Exam Results (by Course)



Reproduced from: *Alberta Education Assurance Measure Results, Fall 2024, 5393 Edison School*

Social Studies 30-1 – Diploma Exam Results (by Course)

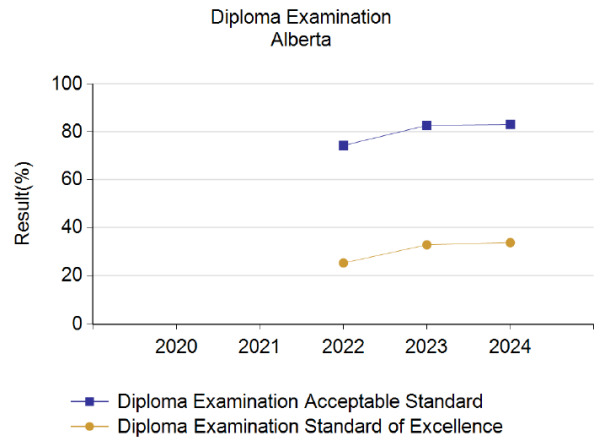
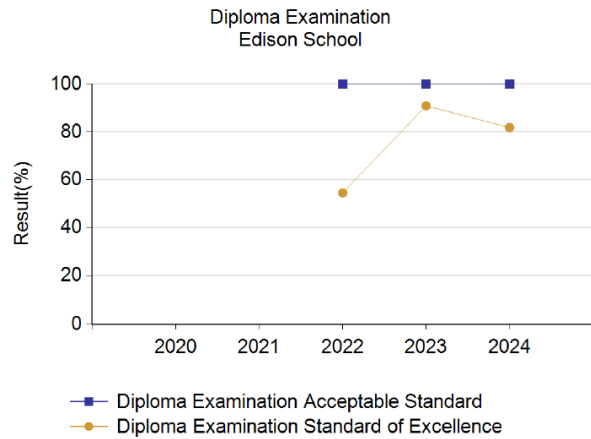


Reproduced from: *Alberta Education Assurance Measure Results, Fall 2024, 5393 Edison School*

Social Studies 30-2 – Diploma Exam Results (by Course)

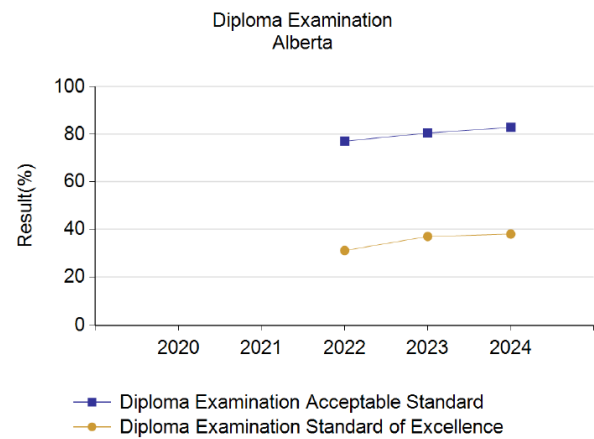
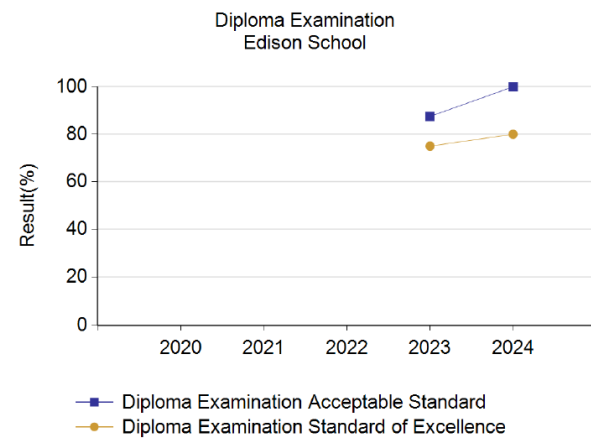
N/A (no students wrote)

Biology 30 – Diploma Exam Results (by Course)



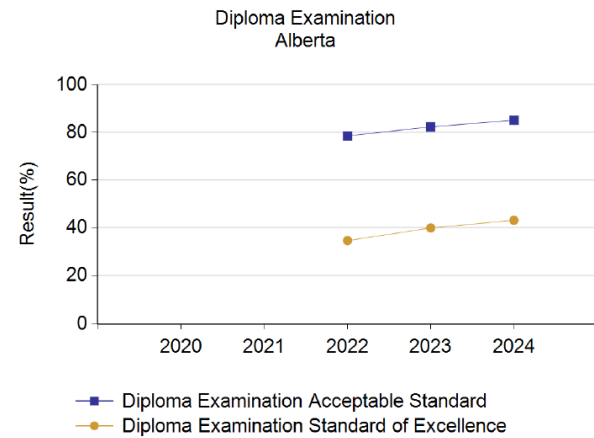
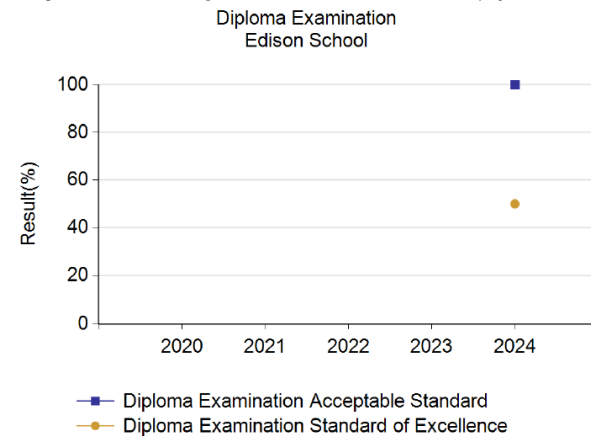
Reproduced from: *Alberta Education Assurance Measure Results, Fall 2024, 5393 Edison School*

Chemistry 30 – Diploma Exam Results (by Course)



Reproduced from: *Alberta Education Assurance Measure Results, Fall 2024, 5393 Edison School*

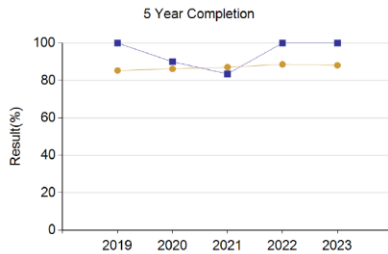
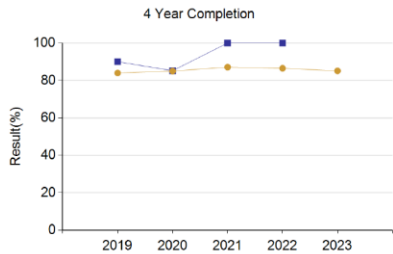
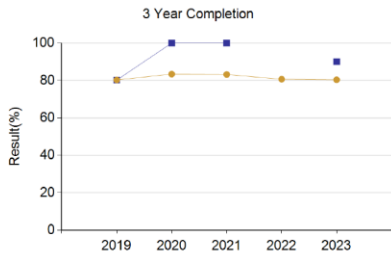
Physics 30 – Diploma Exam Results (by Course)



Reproduced from: *Alberta Education Assurance Measure Results, Fall 2024, 5393 Edison School*

High School Completion Rates

| | Edison School | | | | | | | | | | Measure Evaluation | | | Alberta | | | | | | | | | |
|-------------------|---------------|-------|------|-------|------|-------|------|-------|------|-------|--------------------|-------------|-----------|---------|------|--------|------|--------|------|--------|------|--------|------|
| | 2019 | | 2020 | | 2021 | | 2022 | | 2023 | | Achievement | Improvement | Overall | 2019 | | 2020 | | 2021 | | 2022 | | 2023 | |
| | N | % | N | % | N | % | N | % | N | % | | | | N | % | N | % | N | % | N | % | N | % |
| 3 Year Completion | 16 | 80.2 | 8 | 100.0 | 6 | 100.0 | 5 | * | 10 | 90.0 | Very High | Maintained | Excellent | 45,354 | 80.3 | 46,245 | 83.4 | 47,675 | 83.2 | 48,340 | 80.7 | 49,297 | 80.4 |
| 4 Year Completion | 10 | 90.0 | 16 | 85.2 | 8 | 100.0 | 6 | 100.0 | 5 | * | * | * | * | 44,980 | 84.0 | 45,351 | 85.0 | 46,242 | 87.1 | 47,660 | 86.5 | 48,296 | 85.1 |
| 5 Year Completion | 9 | 100.0 | 10 | 90.0 | 16 | 83.5 | 8 | 100.0 | 6 | 100.0 | Very High | Maintained | Excellent | 44,988 | 85.3 | 44,972 | 86.2 | 45,344 | 87.1 | 46,238 | 88.6 | 47,659 | 88.1 |



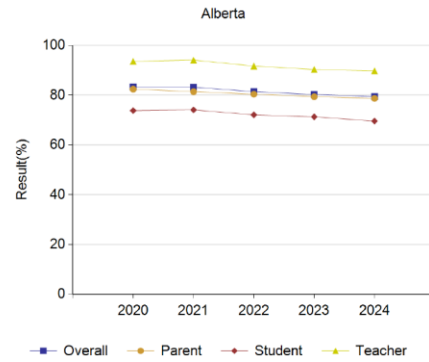
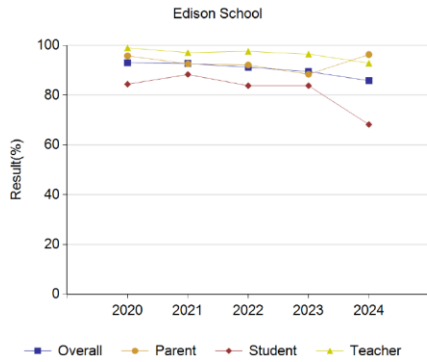
Reproduced from: *Alberta Education Assurance Measure Results, Fall 2024, 5393 Edison School*

Despite year-to-year variance, our high school completion rates remain excellent overall.



Students Model the Characteristics of **Active Citizenship** (According to...)

| | Edison School | | | | | | | | | | Alberta | | | | | | | | | | | | |
|---------|---------------|------|------|------|------|------|------|------|------|------|--------------------|------------------------|-----------|---------|------|---------|------|---------|------|---------|------|---------|------|
| | 2020 | | 2021 | | 2022 | | 2023 | | 2024 | | Measure Evaluation | | | 2020 | | 2021 | | 2022 | | 2023 | | 2024 | |
| | N | % | N | % | N | % | N | % | N | % | Achievement | Improvement | Overall | N | % | N | % | N | % | N | % | N | % |
| Overall | 172 | 93.0 | 139 | 92.7 | 222 | 91.2 | 193 | 89.5 | 182 | 85.8 | Very High | Declined | Good | 264,413 | 83.3 | 230,843 | 83.2 | 249,770 | 81.4 | 257,231 | 80.3 | 265,100 | 79.4 |
| Parent | 38 | 95.8 | 30 | 92.6 | 45 | 92.1 | 43 | 88.4 | 44 | 96.3 | Very High | Improved | Excellent | 36,891 | 82.4 | 30,905 | 81.4 | 31,689 | 80.4 | 31,869 | 79.4 | 33,217 | 78.7 |
| Student | 114 | 84.4 | 95 | 88.3 | 160 | 83.8 | 133 | 83.8 | 121 | 68.2 | Intermediate | Declined Significantly | Issue | 193,577 | 73.8 | 169,741 | 74.1 | 187,120 | 72.1 | 193,015 | 71.3 | 199,816 | 69.6 |
| Teacher | 20 | 99.0 | 14 | 97.1 | 17 | 97.6 | 17 | 96.5 | 17 | 92.9 | High | Maintained | Good | 33,945 | 93.6 | 30,197 | 94.1 | 30,961 | 91.7 | 32,347 | 90.3 | 32,067 | 89.8 |



Reproduced from: *Alberta Education Assurance Measure Results, Fall 2024, 5393 Edison School*

A significant number of our junior high students were upset with Edison School at the time of the 2024 surveys. They were upset because they had been spoken to about online citizenship, which they felt was a violation of their privacy. We have taken steps to ensure that this dissatisfaction does not happen again.

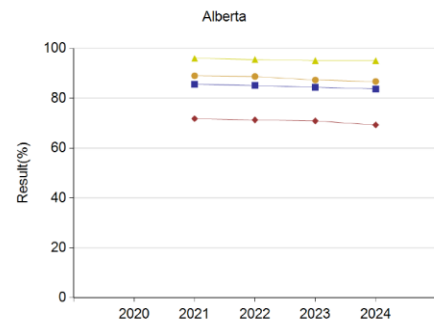
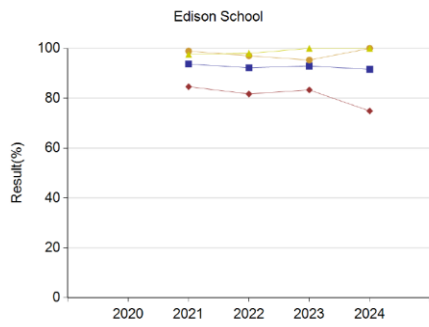
The development of citizenship among our students continues to be a focus during non-academic hours. The overall percentage of stakeholders that believe students model the characteristics of active citizenship remains Very High (86%) - we believe that our community supports and shares the core values of our school.

At Edison, part of our mission is to produce citizens that will live fulfilling lives and find meaning in their daily activities. Operating classrooms with high expectations of student behavior and accountability results in our graduates being highly successful in the workforce. With thousands of career options available to young graduates, it can be difficult to provide them with skills directly applicable to their selections. To address this challenge, Edison aims these lessons at skills that will serve our students in many professions, e.g., skills such as communication and persuasive writing.



Students are **Engaged** in their learning at school (According to...)

| | Edison School | | | | | | | | | | Measure Evaluation | | | Alberta | | | | | | | | | |
|---------|---------------|-----|------|------|------|------|------|-------|------|-------|--------------------|-------------|---------|---------|-----|---------|------|---------|------|---------|------|---------|------|
| | 2020 | | 2021 | | 2022 | | 2023 | | 2024 | | Achievement | Improvement | Overall | 2020 | | 2021 | | 2022 | | 2023 | | 2024 | |
| | N | % | N | % | N | % | N | % | N | % | | | | N | % | N | % | N | % | N | % | N | % |
| Overall | n/a | n/a | 139 | 93.7 | 222 | 92.2 | 193 | 92.9 | 182 | 91.6 | n/a | Maintained | n/a | n/a | n/a | 230,956 | 85.6 | 249,740 | 85.1 | 257,214 | 84.4 | 265,079 | 83.7 |
| Parent | n/a | n/a | 30 | 98.9 | 45 | 97.0 | 43 | 95.3 | 44 | 100.0 | n/a | Improved | n/a | n/a | n/a | 30,994 | 89.0 | 31,694 | 88.7 | 31,862 | 87.3 | 33,209 | 86.7 |
| Student | n/a | n/a | 95 | 84.6 | 160 | 81.7 | 133 | 83.3 | 121 | 74.9 | n/a | Declined | n/a | n/a | n/a | 169,789 | 71.8 | 187,102 | 71.3 | 193,029 | 70.9 | 199,823 | 69.3 |
| Teacher | n/a | n/a | 14 | 97.6 | 17 | 98.0 | 17 | 100.0 | 17 | 100.0 | n/a | Maintained | n/a | n/a | n/a | 30,173 | 96.0 | 30,944 | 95.5 | 32,323 | 95.1 | 32,047 | 95.1 |



Reproduced from: *Alberta Education Assurance Measure Results, Fall 2024, 5393 Edison School*

Edison is excelling in overall engagement according to 100% of parents and teachers. Although the student ratings for this metric declined, the rating is still ~5% above the provincial average.



Early Years Literacy & Numeracy Assessments in 2023-2024

| Course Grade | Course Name | Task | Students Responses | At-Risk Count | At-Risk Percent of Total (%) |
|--------------|--|------------------------------|--------------------|---------------|------------------------------|
| 1 | Numeracy Screening Assessments | Weighted Total Score Outcome | 21 | 1 | 5 |
| 1 | Letter Name-Sound (LeNS) Assessments English | LeNS Overall Performance | 20 | 1 | 5 |
| 1 | Letter Name-Sound (LeNS) Assessments English | Name Accuracy | 20 | 1 | 5 |
| 1 | Letter Name-Sound (LeNS) Assessments English | Sound Accuracy | 20 | 1 | 5 |

Only one grade one student was at overall risk for literacy and numeracy in September 2024; this student was ESL. We often take in ESL students, as we find they are able to rapidly catch up to their peers with frequent teacher-parent communication, as well as attention on the part of the teachers. Parents are advised to practice with their children at home, and are provided with guidance for which resources to use and which specific areas to focus on. Our approach works well, as demonstrated by the low percentage of at-risk students in grades two and three.

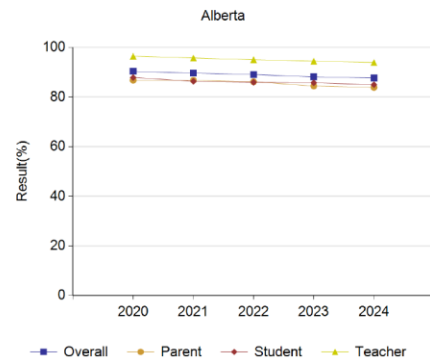
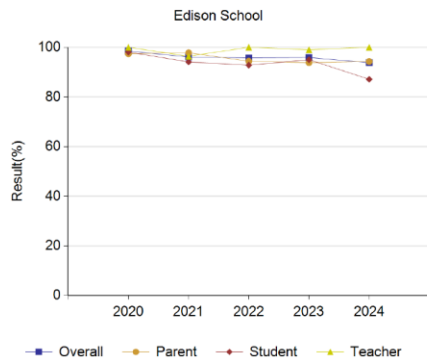
| Course Grade | Course Name | Task | Students Responses | At-Risk Count | At-Risk Percent of Total (%) |
|--------------|--|------------------------------|--------------------|---------------|------------------------------|
| 2 | Numeracy Screening Assessments | Weighted Total Score Outcome | 24 | 1 | 4 |
| 2 | Letter Name-Sound (LeNS) Assessments English | LeNS | 25 | 3 | 12 |
| 2 | Castles & Coltheart 3 (CC3) Assessment English | CC3 Overall Performance | 25 | 1 | 4 |
| 3 | Numeracy Screening Assessments | Weighted Total Score Outcome | 32 | 0 | 0 |
| 3 | Castles & Coltheart 3 (CC3) Assessment English | CC3 Overall Performance | 32 | 0 | 0 |



Domain: Teaching & Leading

Percentage of teachers, parents, and students satisfied with the overall quality of basic education

| | Edison School | | | | | | | | | | Measure Evaluation | | | Alberta | | | | | | | | | |
|---------|---------------|-------|------|------|------|-------|------|------|------|-------|--------------------|-------------|------------|---------|------|---------|------|---------|------|---------|------|---------|------|
| | 2020 | | 2021 | | 2022 | | 2023 | | 2024 | | Achievement | Improvement | Overall | 2020 | | 2021 | | 2022 | | 2023 | | 2024 | |
| | N | % | N | % | N | % | N | % | N | % | | | | N | % | N | % | N | % | N | % | N | % |
| Overall | 172 | 98.5 | 139 | 96.1 | 222 | 95.7 | 193 | 95.9 | 182 | 93.8 | Very High | Maintained | Excellent | 264,623 | 90.3 | 230,814 | 89.6 | 249,532 | 89.0 | 257,584 | 88.1 | 265,643 | 87.6 |
| Parent | 38 | 97.4 | 30 | 97.8 | 45 | 94.4 | 43 | 93.8 | 44 | 94.3 | Very High | Maintained | Excellent | 36,907 | 86.7 | 31,024 | 86.7 | 31,728 | 86.1 | 31,890 | 84.4 | 33,250 | 83.8 |
| Student | 114 | 98.1 | 95 | 94.1 | 160 | 92.8 | 133 | 95.0 | 121 | 87.1 | High | Declined | Acceptable | 193,763 | 87.8 | 169,589 | 86.3 | 186,834 | 85.9 | 193,343 | 85.7 | 200,322 | 84.9 |
| Teacher | 20 | 100.0 | 14 | 96.4 | 17 | 100.0 | 17 | 99.0 | 17 | 100.0 | Very High | Maintained | Excellent | 33,953 | 96.4 | 30,201 | 95.7 | 30,970 | 95.0 | 32,351 | 94.4 | 32,071 | 93.9 |



Reproduced from: *Alberta Education Assurance Measure Results, Fall 2024, 5393 Edison School*

Teachers continue their own education by attending the most pertinent seminars, which help connect current research to their classroom practices. We follow up on teachers' personal and professional growth plans, which allows us to determine if their approaches are effective. Providing students with teachers who role model lifelong learning, and who strive for personal growth, enables our students to take accountability for their own learning - and encourages them to take academic risks and set audacious goals.

Administrators work collaboratively with teachers to help them achieve their ideal professional level, and, upon reaching their goals, to define new goals for further improvement. Supervision is conducted in a variety of ways to help teachers feel empowered in their growth. Teacher perceptual data will be collected in the form of anonymous surveys to ensure that they feel supported and valued by the team. If survey results show that the staff do not feel safe and welcome in the work environment, then this strategy will be revisited and redesigned.

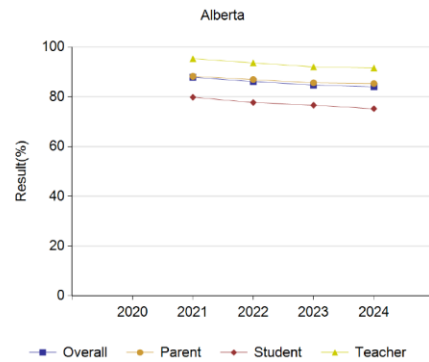
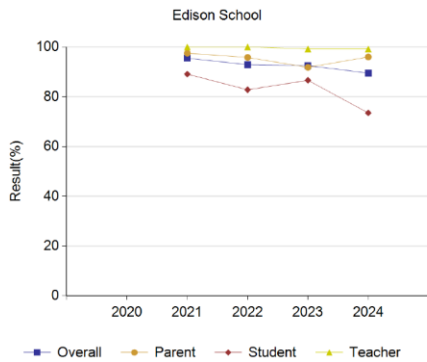


Domain: Learning Supports

Welcoming, Caring, Respectful and Safe Learning Environments

Percentage of teachers, parents, and students who agree that their learning environments are welcoming, caring, respectful, and safe.

| | Edison School | | | | | | | | | | Measure Evaluation | | | Alberta | | | | | | | | | |
|---------|---------------|-----|------|-------|------|-------|------|------|------|------|--------------------|------------------------|---------|---------|-----|---------|------|---------|------|---------|------|---------|------|
| | 2020 | | 2021 | | 2022 | | 2023 | | 2024 | | Achievement | Improvement | Overall | 2020 | | 2021 | | 2022 | | 2023 | | 2024 | |
| | N | % | N | % | N | % | N | % | N | % | | | | N | % | N | % | N | % | N | % | N | % |
| Overall | n/a | n/a | 139 | 95.5 | 222 | 92.9 | 193 | 92.5 | 182 | 89.5 | n/a | Declined | n/a | n/a | n/a | 231,091 | 87.8 | 249,941 | 86.1 | 257,391 | 84.7 | 285,321 | 84.0 |
| Parent | n/a | n/a | 30 | 97.5 | 45 | 95.8 | 43 | 91.8 | 44 | 96.0 | n/a | Maintained | n/a | n/a | n/a | 30,980 | 88.2 | 31,715 | 86.9 | 31,885 | 85.6 | 33,232 | 85.3 |
| Student | n/a | n/a | 95 | 89.1 | 160 | 82.8 | 133 | 86.6 | 121 | 73.5 | n/a | Declined Significantly | n/a | n/a | n/a | 169,900 | 79.8 | 187,258 | 77.7 | 193,156 | 76.6 | 200,020 | 75.2 |
| Teacher | n/a | n/a | 14 | 100.0 | 17 | 100.0 | 17 | 99.2 | 17 | 99.2 | n/a | Maintained | n/a | n/a | n/a | 30,211 | 95.3 | 30,968 | 93.6 | 32,350 | 92.0 | 32,069 | 91.6 |



Reproduced from: *Alberta Education Assurance Measure Results, Fall 2024, 5393 Edison School*

This metric demonstrates that Edison School is doing well in providing a welcome, caring, respectful, and safe learning environment, as perceived by parents, students, and teachers.



Edison's Safe and Caring Schools Policy

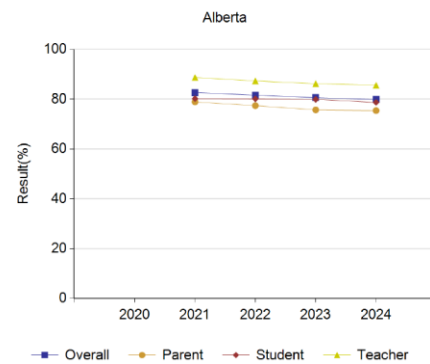
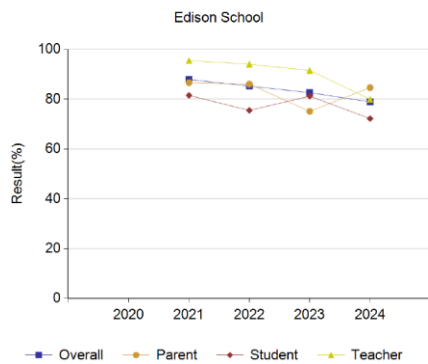
To learn about our policy, please visit this link:

<https://edisonschool.ca/wp-content/uploads/2018/07/Edison-School-Safe-and-Caring-Schools-Policy-2018.pdf>

Access to Supports and Services

The percentage of teachers, parents and students who agree that students have access to the appropriate supports and services at school.

| | Edison School | | | | | | | | | | Measure Evaluation | | | Alberta | | | | | | | | | |
|---------|---------------|-----|------|------|------|------|------|------|------|------|--------------------|-------------|---------|---------|-----|---------|------|---------|------|---------|------|---------|------|
| | 2020 | | 2021 | | 2022 | | 2023 | | 2024 | | Achievement | Improvement | Overall | 2020 | | 2021 | | 2022 | | 2023 | | 2024 | |
| | N | % | N | % | N | % | N | % | N | % | | | | N | % | N | % | N | % | N | % | N | % |
| Overall | n/a | n/a | 139 | 87.9 | 222 | 85.2 | 192 | 82.6 | 181 | 78.9 | n/a | Declined | n/a | n/a | n/a | 230,761 | 82.6 | 249,570 | 81.6 | 256,994 | 80.6 | 264,733 | 79.9 |
| Parent | n/a | n/a | 30 | 86.6 | 45 | 86.0 | 43 | 75.1 | 44 | 84.6 | n/a | Maintained | n/a | n/a | n/a | 30,936 | 78.9 | 31,684 | 77.4 | 31,847 | 75.7 | 33,177 | 75.4 |
| Student | n/a | n/a | 95 | 81.5 | 160 | 75.5 | 132 | 81.2 | 120 | 72.2 | n/a | Declined | n/a | n/a | n/a | 169,631 | 80.2 | 186,935 | 80.1 | 192,805 | 79.9 | 199,516 | 78.7 |
| Teacher | n/a | n/a | 14 | 95.5 | 17 | 94.0 | 17 | 91.5 | 17 | 80.0 | n/a | Declined | n/a | n/a | n/a | 30,194 | 88.7 | 30,951 | 87.3 | 32,342 | 86.2 | 32,040 | 85.6 |



Reproduced from: *Alberta Education Assurance Measure Results, Fall 2024, 5393 Edison School*

The decline in the perceived access to supports and services seen in our students and teachers is very surprising to us, since, starting in September 2023, we have enormously increased access to these supports through a psychologist, as well as working with Providence.

We attribute this discrepancy to our inadequate promotion and communication of these changes to students and teachers. Firstly, we have increased individualized screening assessments, so that we can identify and help students that are at risk of falling behind their peers. Secondly, we have increased tutoring availability from our certified teachers to help meet the needs of those students who would benefit. We have also increased access to psychological services, speech therapy, and occupational therapy from a partnership with Providence. This measure indicates that Edison School is effective at providing supports and services, although there is still work to be done regarding our promotion of all of our available supports and services to students and teachers.

Students throughout the school are educated on FNMI history and culture, as well as FNMI perspectives on current events. Beginning in Kindergarten, students learn about First Nations communities around Canada, and enjoy discovery based learning through FNMI stories and legends. The importance of storytelling is emphasized as students learn how various cultures preserve their foundational beliefs. The teachers have arranged many guest speakers and field trips for the students to learn about FNMI history and perspectives across Canada. This year, as in previous years, our teachers have engaged students in a wide variety of art classes where the children are able to learn about and create projects using the

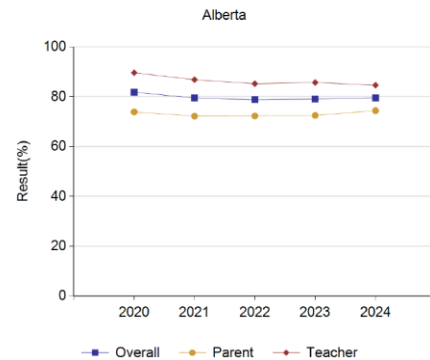
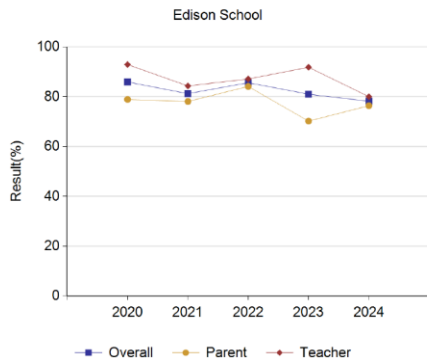
same techniques as those utilized in the creation of historical FNMI art. Students learn about how other cultures view education in different ways. They learn about how FNMI people view the education of children in a holistic manner, and how this can provide valuable learning experiences and foster character development. As we aim to improve upon our education of FNMI perspectives and history, we have provided our teachers with additional resources to implement more opportunities to experience FNMI culture throughout the school year. Many of our teachers are particularly passionate and eager to share their knowledge about both the history and the current perspectives of FNMI people on local and global current affairs.



Domain: Governance

Percentage of teachers and parents satisfied with **parental involvement** in decisions about their child's education

| | Edison School | | | | | | | | | | Measure Evaluation | | | Alberta | | | | | | | | | |
|---------|---------------|------|------|------|------|------|------|------|------|------|--------------------|-------------|------------|---------|------|--------|------|--------|------|--------|------|--------|------|
| | 2020 | | 2021 | | 2022 | | 2023 | | 2024 | | Achievement | Improvement | Overall | 2020 | | 2021 | | 2022 | | 2023 | | 2024 | |
| | N | % | N | % | N | % | N | % | N | % | | | | N | % | N | % | N | % | N | % | N | % |
| Overall | 58 | 85.9 | 44 | 81.2 | 62 | 85.6 | 60 | 81.0 | 60 | 78.2 | Intermediate | Maintained | Acceptable | 70,377 | 81.8 | 60,919 | 79.5 | 62,412 | 78.8 | 63,935 | 79.1 | 64,949 | 79.5 |
| Parent | 38 | 78.9 | 30 | 78.1 | 45 | 84.1 | 43 | 70.2 | 43 | 76.4 | Very High | Maintained | Excellent | 36,556 | 73.9 | 30,886 | 72.2 | 31,598 | 72.3 | 31,720 | 72.5 | 33,070 | 74.4 |
| Teacher | 20 | 92.9 | 14 | 84.3 | 17 | 87.1 | 17 | 91.8 | 17 | 80.0 | Low | Maintained | Issue | 33,821 | 89.6 | 30,033 | 86.8 | 30,814 | 85.2 | 32,216 | 85.7 | 31,879 | 84.6 |



Reproduced from: *Alberta Education Assurance Measure Results, Fall 2024, 5393 Edison School*

The satisfaction of our parents with the level of parental involvement at Edison has improved, with an excellent overall measure evaluation. However, Edison's teachers were not as satisfied as last year. Due to the smaller sample size (N < 50) inherent in surveying our school parents or teachers, some yearly variance is to be expected.

We have made a concerted effort to bring our parent volunteers back into the classrooms. We have improved our communication with parents regarding student behavior – we strive to communicate rapidly to parents when needed to maintain a healthy rapport, and ensure that they feel comfortable giving us feedback at all times.

The active and frequent involvement of parents within the Edison community is part of what defines us. Parental consultation regarding new programs is essential for the school to monitor the success of its initiatives. Staff are encouraged to communicate with parents each week throughout the school-year. Perceptual data is collected through both formal meetings and informal discussions with parents. Administration deals with each student issue on an individual level to ensure that parents perceive school investment in their children. The results shown for parents are based both on the mail out survey that Alberta Education sends each January as well as from information parents share with teachers and administrators. As guest speakers, supervision volunteers, and academic supports, parents are actively involved in the education of our students.

Summary of Financial Results

| <i>Audited Financial Statement Highlights</i> | 2023/2024 Actual Amount | 2023/2024 Actual Percentage |
|---|-------------------------|-----------------------------|
| REVENUE SUMMARY | | |
| Alberta Government | \$1,921,055 | 38% |
| Tuition | \$2,858,851 | 56% |
| Rent | \$48,000 | 1% |
| Transportation/Other | \$248,041 | 5% |
| TOTAL REVENUES | \$5,075,947 | 100% |
| EXPENDITURE SUMMARY | | |
| Instruction | \$3,172,570 | 62% |
| Rent | \$679,598 | 13% |
| Administration | \$434,537 | 9% |
| Operations & Maintenance | \$365,285 | 8% |
| Transportation | \$427,335 | 8% |
| TOTAL EXPENDITURES | \$5,079,325 | 100% |

The 2023/2024 Audited Financial Statements were approved in a Board meeting on 2024/11/28. Spending was within budget.

The complete 2023/2024 Audited Financial Statements may be accessed at www.edisonschool.ca under the Alberta Education tab.

| <i>Budget Highlights</i> | 2024/2025 BUDGET Amount | 2024/2025 BUDGET Percentage |
|----------------------------|-------------------------|-----------------------------|
| REVENUE SUMMARY | | |
| Alberta Government | \$1,979,948 | 39% |
| Tuition | \$2,850,000 | 56% |
| Rent | \$48,000 | 1% |
| Transportation/Other | \$250,000 | 4% |
| TOTAL REVENUES | \$5,127,948 | 100% |
| EXPENDITURE SUMMARY | | |
| Instruction | \$3,094,400 | 62% |
| Rent | \$725,000 | 14% |
| Administration | \$353,000 | 7% |
| Operations & Maintenance | \$407,000 | 8% |
| Transportation | \$453,600 | 9% |
| TOTAL EXPENDITURES | \$5,033,000 | 100% |

Financial Summary

The audited financial statements of 2023/2024 and budget for 2024/2025 show solid performance and stability. All budgeting decisions are overseen by the board of directors and great care is taken to limit spending to salaries, required goods and services for the students, and teacher education. The primary focus of the entire budget is to provide the highest quality of education for our students. As of March 1, 2024, the matching RRSP offered by Edison School increased from 4% to 6%. Staff salaries are all in line with provincial salaries.



Timelines and Communication

To access the complete budget for the 2024/2025 school year, please contact the school office during business hours. Budget decisions to allocate resources to program areas are made by the Board of Directors under the advice of the Secretary-Treasurer.

The complete 2023/2024 Audited Financial Statements may be accessed at www.edisonschool.ca under the Alberta Education tab.

This document may be accessed at www.edisonschool.ca under the Alberta Education tab.

This document was announced in the school newsletter on December 4, 2024.



Stakeholder Engagement

In administrative meetings, first we discuss which stakeholders we have met with and what we learned from them. Then, after discussion, we assign the next stage in communications where outreach is done for relevant stakeholder groups, e.g., staff, students, or parents. Additionally, we regularly report these occurrences and our determinations and solutions to the school board. We contact all new parents, and as many continuing parents as possible, to ask how the school year is going, how their children are developing socially and integrating in the new school environment.

As a community, we have been working hard on ensuring that classroom environments are conducive to learning. In particular, this means that student disruptions are kept to a minimum. Teachers, parents, and administrators all work towards ensuring that students understand their social responsibility in this regard.

It is very important to all stakeholders that children feel safe and happy at school. Teachers, parents, students, and administrators all have open lines of communication to discuss any perceived tensions, sources of unhappiness, or other issues.



Whistleblower Protection

For the 2023/2024 academic year, there were no disclosures pertinent to Section 32 of the Public Interest Disclosure Act (2013).