



EDISON SCHOOL SOCIETY
2023-2024 Annual Education Results Report



Accountability Statement

The Annual Education Results Report for *Edison School Society* for the 2023/2024 school year was prepared under the direction of the Board of Directors in accordance with the responsibilities under the *Private Schools Regulation* and the *Ministerial Grants Regulation*. The Board is committed to using the results in this report, to the best of its abilities, to improve outcomes for students and to ensure that all students in the school authority can acquire the knowledge, skills and attitudes they need to be successful and contributing members of society.

This Annual Education Results Report for 2023/2024 was approved by the Board on November 28, 2024.

Signature 

Date ____ November 28, 2024 ____

Edison School board chair, Paule Armeneau

Domain: Local & Societal Context

Mission Statement

Edison School creates the opportunity for all children to discover and reach their full potential academically, emotionally, and physically in a safe and accepting environment.

Non magnum nisi bonum – “No greatness without goodness”

Edison students and staff are polite, kind, and honest.



Domain: Student Growth & Achievement

Assurance Domain	Measure	Edison School			Alberta			Measure Evaluation		
		Current Result	Prev Year Result	Prev 3 Year Average	Current Result	Prev Year Result	Prev 3 Year Average	Achievement	Improvement	Overall
Student Growth and Achievement	Student Learning Engagement	91.6	92.9	92.5	83.7	84.4	84.8	n/a	Maintained	n/a
	Citizenship	85.8	89.5	90.4	79.4	80.3	80.9	Very High	Declined	Good
	3-year High School Completion	90.0	*	100.0	80.4	80.7	82.4	Very High	Maintained	Excellent
	5-year High School Completion	100.0	100.0	91.2	88.1	88.6	87.3	Very High	Maintained	Excellent
	PAT6: Acceptable	89.7	96.8	96.8	68.5	66.2	66.2	Very High	Declined	Good
	PAT6: Excellence	82.8	74.2	74.2	19.8	18.0	18.0	Very High	Maintained	Excellent
	PAT9: Acceptable	98.0	98.9	98.9	62.5	62.6	62.6	Very High	Maintained	Excellent
	PAT9: Excellence	63.7	48.0	48.0	15.4	15.5	15.5	Very High	Improved	Excellent
	Diploma: Acceptable	100.0	97.9	97.9	81.5	80.3	80.3	Very High	Maintained	Excellent
	Diploma: Excellence	60.3	70.8	70.8	22.6	21.2	21.2	Very High	Maintained	Excellent
Teaching & Leading	Education Quality	93.8	95.9	95.8	87.6	88.1	88.6	Very High	Maintained	Excellent
Learning Supports	Welcoming, Caring, Respectful and Safe Learning Environments (WCRSLE)	89.5	92.5	92.7	84.0	84.7	85.4	n/a	Declined	n/a
	Access to Supports and Services	78.9	82.6	83.9	79.9	80.6	81.1	n/a	Declined	n/a
Governance	Parental Involvement	78.2	81.0	83.3	79.5	79.1	78.9	Intermediate	Maintained	Acceptable

Reproduced from: *Alberta Education Assurance Measure Results, Fall 2024, 5393 Edison School*

At Edison, we are very proud of our strong results on the Alberta Education Outcome Measures. The only measure that we did not attain “Very High” Achievement on was “Parental Involvement”.



Provincial Achievement Test Results Summary

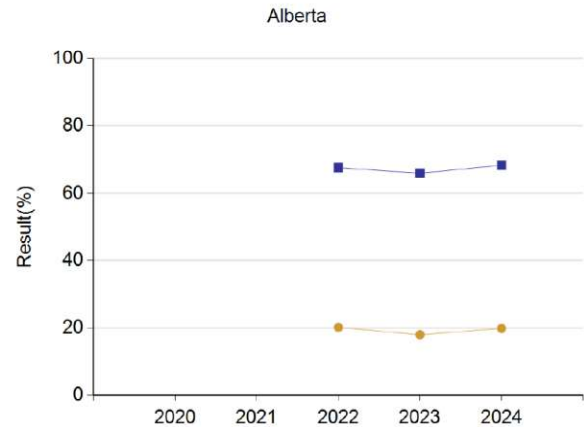
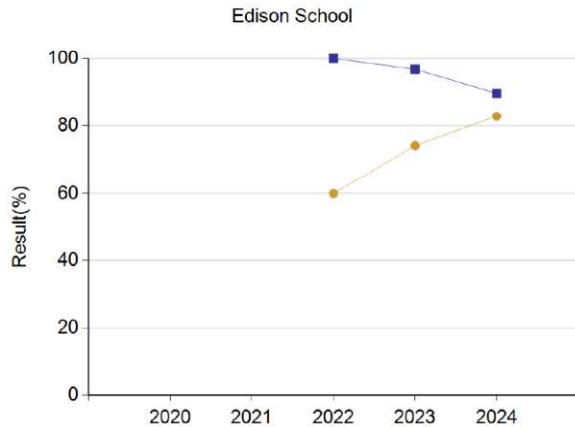
Course		Measure		Edison School						Alberta				
				Achievement	Improvement	Overall	2024		Prev 3 Year Average		2024		Prev 3 Year Average	
							N	%	N	%	N	%	N	%
French Language Arts 6 année	Acceptable Standard	n/a	n/a	n/a	n/a	n/a	n/a	n/a	n/a	1,870	69.9	3,131	77.6	
	Standard of Excellence	n/a	n/a	n/a	n/a	n/a	n/a	n/a	n/a	1,870	9.3	3,131	12.5	
Français 6 année	Acceptable Standard	n/a	n/a	n/a	n/a	n/a	n/a	n/a	n/a	504	80.4	578	78.9	
	Standard of Excellence	n/a	n/a	n/a	n/a	n/a	n/a	n/a	n/a	504	18.5	578	19.4	
Science 6	Acceptable Standard	High	Maintained	Good	29	89.7	31	93.5	53,806	68.8	54,859	66.7		
	Standard of Excellence	Very High	Maintained	Excellent	29	72.4	31	74.2	53,806	24.8	54,859	21.8		
Social Studies 6	Acceptable Standard	Very High	Declined	Good	29	89.7	31	96.8	60,804	68.5	57,655	66.2		
	Standard of Excellence	Very High	Maintained	Excellent	29	82.8	31	74.2	60,804	19.8	57,655	18.0		
English Language Arts 9	Acceptable Standard	Very High	Maintained	Excellent	25	100.0	23	100.0	59,096	69.5	56,255	71.4		
	Standard of Excellence	Very High	Improved	Excellent	25	56.0	23	34.8	59,096	11.8	56,255	13.4		
K&E English Language Arts 9	Acceptable Standard	n/a	n/a	n/a	n/a	n/a	n/a	n/a	1,465	49.6	1,254	50.2		
	Standard of Excellence	n/a	n/a	n/a	n/a	n/a	n/a	n/a	1,465	5.6	1,254	5.7		
French Language Arts 9 année	Acceptable Standard	n/a	n/a	n/a	n/a	n/a	n/a	n/a	3,308	76.6	3,215	76.1		
	Standard of Excellence	n/a	n/a	n/a	n/a	n/a	n/a	n/a	3,308	10.6	3,215	10.9		
Français 9 année	Acceptable Standard	n/a	n/a	n/a	n/a	n/a	n/a	n/a	615	83.1	575	81.6		
	Standard of Excellence	n/a	n/a	n/a	n/a	n/a	n/a	n/a	615	19.7	575	22.3		
Mathematics 9	Acceptable Standard	Very High	Declined	Good	27	92.6	23	100.0	58,577	52.7	55,447	54.4		
	Standard of Excellence	Very High	Maintained	Excellent	27	55.6	23	52.2	58,577	14.0	55,447	13.5		
K&E Mathematics 9	Acceptable Standard	n/a	n/a	n/a	n/a	n/a	n/a	n/a	1,967	52.2	1,815	52.7		
	Standard of Excellence	n/a	n/a	n/a	n/a	n/a	n/a	n/a	1,967	9.9	1,815	11.3		
Science 9	Acceptable Standard	Very High	Maintained	Excellent	25	100.0	23	100.0	59,072	67.6	56,311	66.3		
	Standard of Excellence	Very High	Maintained	Excellent	25	68.0	23	56.5	59,072	20.8	56,311	20.1		
K&E Science 9	Acceptable Standard	n/a	n/a	n/a	n/a	n/a	n/a	n/a	1,411	52.3	1,197	52.9		
	Standard of Excellence	n/a	n/a	n/a	n/a	n/a	n/a	n/a	1,411	8.9	1,197	10.9		
Social Studies 9	Acceptable Standard	Very High	Improved	Excellent	25	100.0	23	95.7	59,125	60.5	56,309	58.4		
	Standard of Excellence	Very High	Improved	Excellent	25	76.0	23	52.2	59,125	15.8	56,309	15.9		
K&E Social Studies 9	Acceptable Standard	n/a	n/a	n/a	n/a	n/a	n/a	n/a	1,351	50.4	1,140	49.6		
	Standard of Excellence	n/a	n/a	n/a	n/a	n/a	n/a	n/a	1,351	11.3	1,140	10.6		

Reproduced from: *Alberta Education Assurance Measure Results*, Fall 2024, 5393 Edison School

On provincial achievement tests at Edison, the proportion of grade six and nine students who reached the standard of excellence substantially increased over the previous year. The only area that we did not achieve very high achievement was for the Science 6 Acceptable Standard, however the Science 6 Standard of Excellence was maintained at very high achievement. The science department is committed to improving the proportion of students who reach the Acceptable Standard in Science 6.

Grade 6 Provincial Achievement Test Results – Overall (by Number Enrolled)

	Edison School					Measure Evaluation			Alberta				
	2020	2021	2022	2023	2024	Achievement	Improvement	Overall	2020	2021	2022	2023	2024
N	n/a	n/a	25	31	29	n/a	n/a	n/a	n/a	n/a	56,482	57,655	60,804
Acceptable Standard %	n/a	n/a	100.0	96.8	89.7	Very High	Declined	Good	n/a	n/a	67.8	66.2	68.5
Standard of Excellence %	n/a	n/a	60.0	74.2	82.8	Very High	Maintained	Excellent	n/a	n/a	20.1	18.0	19.8

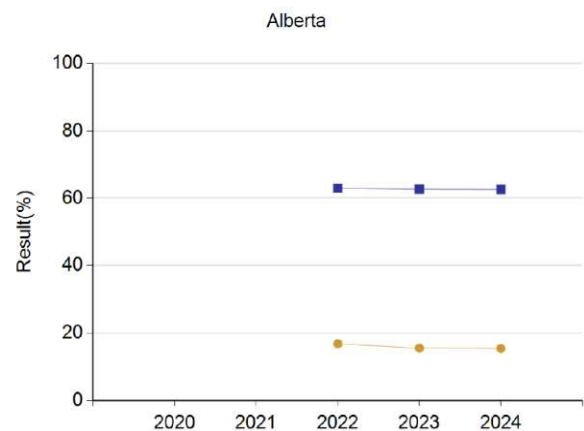
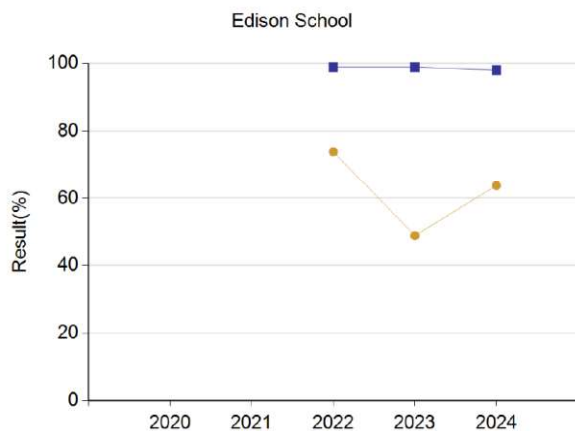


—■ Acceptable Standard % —● Standard of Excellence % —■ Acceptable Standard % —● Standard of Excellence %

Reproduced from: Alberta Education Assurance Measure Results, Fall 2024, 5393 Edison School

Grade 9 Provincial Achievement Test Results – Overall (by Number Enrolled)

	Edison School					Measure Evaluation			Alberta				
	2020	2021	2022	2023	2024	Achievement	Improvement	Overall	2020	2021	2022	2023	2024
N	n/a	n/a	22	23	27	n/a	n/a	n/a	n/a	n/a	53,039	57,925	60,682
Acceptable Standard %	n/a	n/a	98.9	98.9	98.0	Very High	Maintained	Excellent	n/a	n/a	62.9	62.6	62.5
Standard of Excellence %	n/a	n/a	73.9	48.9	63.7	Very High	Improved	Excellent	n/a	n/a	16.8	15.5	15.4



—■ Acceptable Standard % —● Standard of Excellence % —■ Acceptable Standard % —● Standard of Excellence %

Reproduced from: Alberta Education Assurance Measure Results, Fall 2024, 5393 Edison School

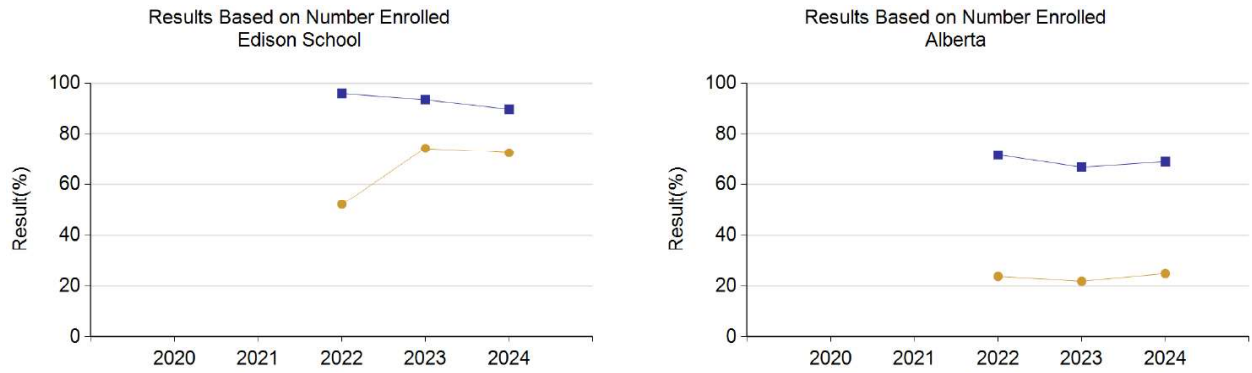
English Language Arts 6 - Provincial Achievement Test Results (by Number Enrolled)

N/A due to curriculum change.

Mathematics 6 - Provincial Achievement Test Results (by Number Enrolled)

N/A due to curriculum change.

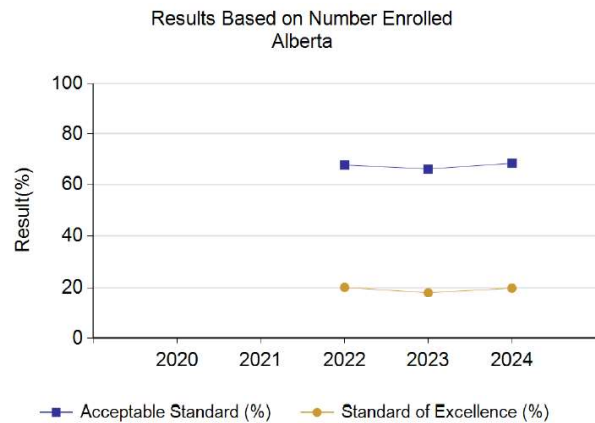
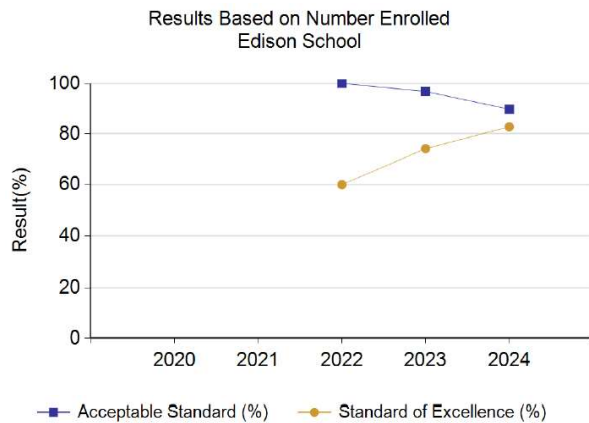
Science 6 - Provincial Achievement Test Results (by Number Enrolled)



Reproduced from: Alberta Education Assurance Measure Results, Fall 2024, 5393 Edison School

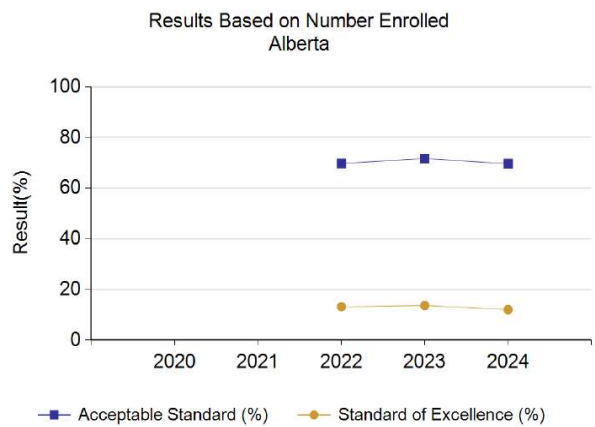
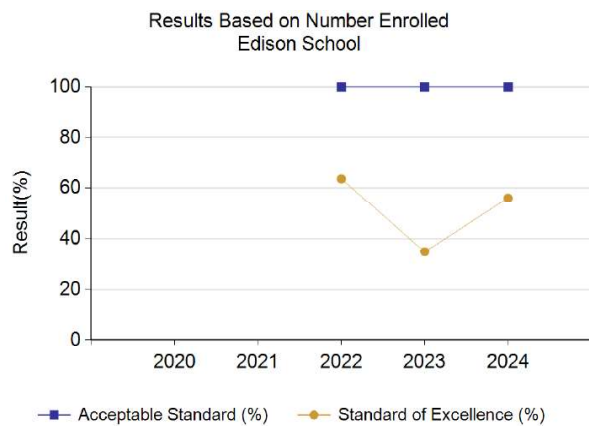


Social Studies 6 - Provincial Achievement Test Results (by Number Enrolled)



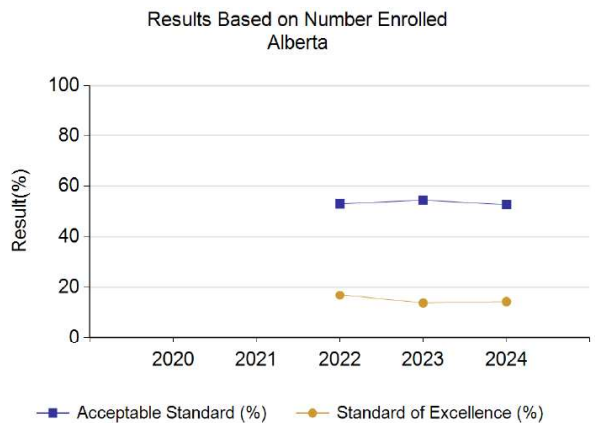
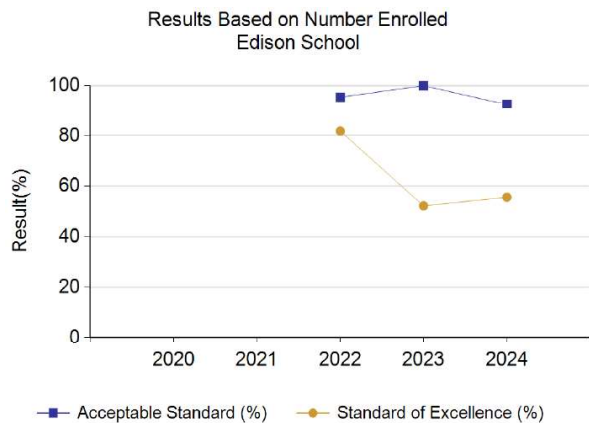
Reproduced from: *Alberta Education Assurance Measure Results*, Fall 2024, 5393 Edison School

English Language Arts 9 - Provincial Achievement Test Results (by Number Enrolled)



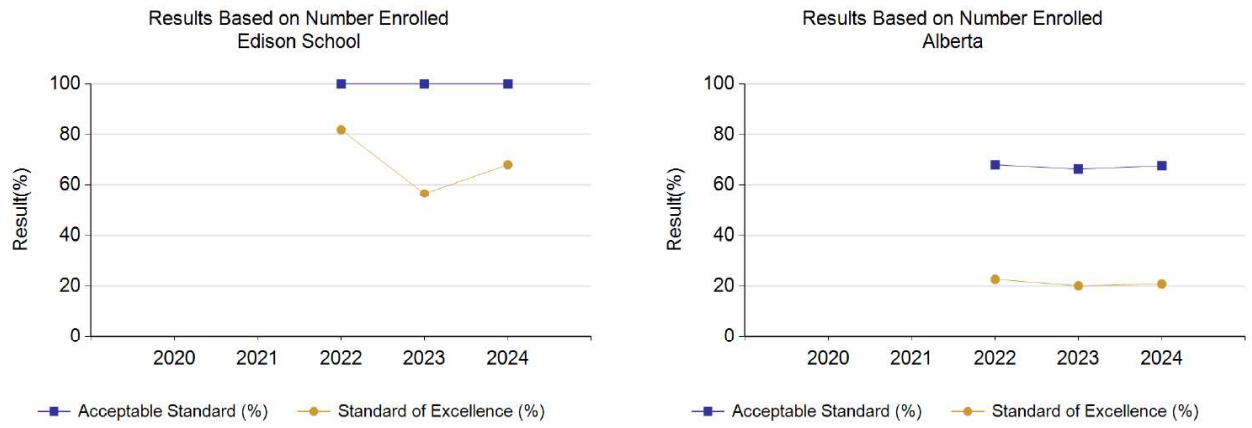
Reproduced from: *Alberta Education Assurance Measure Results*, Fall 2024, 5393 Edison School

Mathematics 9 - Provincial Achievement Test Results (by Number Enrolled)

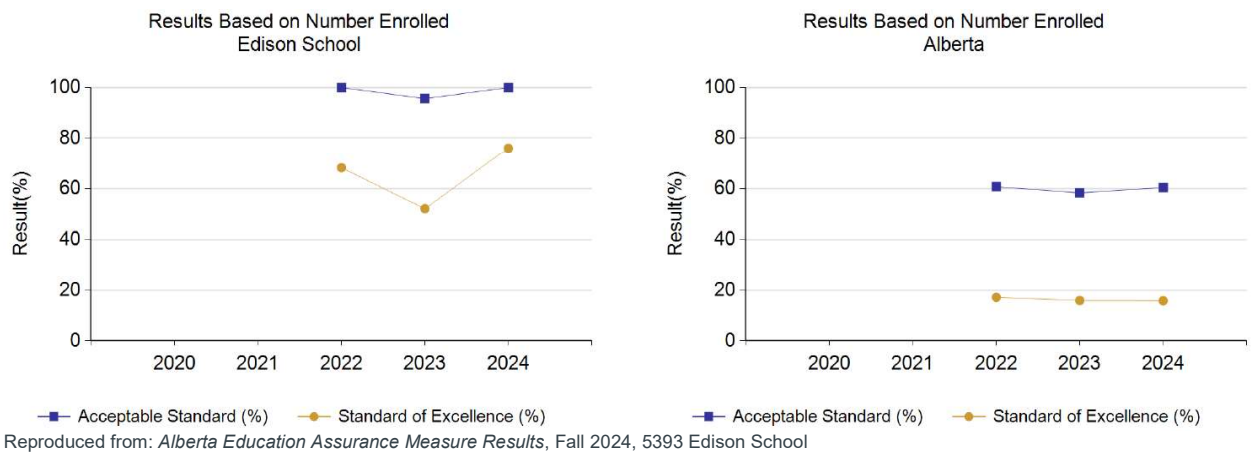


Reproduced from: *Alberta Education Assurance Measure Results*, Fall 2024, 5393 Edison School

Science 9 - Provincial Achievement Test Results (by Number Enrolled)



Social Studies 9 - Provincial Achievement Test Results (by Number Enrolled)



Diploma Exam Results Summary

Course		Measure		Edison School						Alberta				
				Achievement	Improvement	Overall	2024		Prev 3 Year Average		2024		Prev 3 Year Average	
							N	%	N	%	N	%	N	%
English Lang Arts 30-1	Diploma Examination Acceptable Standard	Very High	Maintained	Excellent	12	100.0	9	100.0	33,001	84.2	31,493	83.7		
	Diploma Examination Standard of Excellence	Very High	Maintained	Excellent	12	41.7	9	33.3	33,001	10.1	31,493	10.5		
English Lang Arts 30-2	Diploma Examination Acceptable Standard	n/a	n/a	n/a	n/a	n/a	n/a	n/a	19,219	85.7	17,112	86.2		
	Diploma Examination Standard of Excellence	n/a	n/a	n/a	n/a	n/a	n/a	n/a	19,219	12.9	17,112	12.7		
French Language Arts 30-1	Diploma Examination Acceptable Standard	n/a	n/a	n/a	n/a	n/a	n/a	n/a	1,200	95.3	1,236	93.1		
	Diploma Examination Standard of Excellence	n/a	n/a	n/a	n/a	n/a	n/a	n/a	1,200	8.6	1,236	6.1		
Français 30-1	Diploma Examination Acceptable Standard	n/a	n/a	n/a	n/a	n/a	n/a	n/a	160	99.4	127	99.2		
	Diploma Examination Standard of Excellence	n/a	n/a	n/a	n/a	n/a	n/a	n/a	160	26.3	127	30.7		
Mathematics 30-1	Diploma Examination Acceptable Standard	n/a	Maintained	n/a	12	100.0	11	100.0	21,035	75.4	19,763	70.8		
	Diploma Examination Standard of Excellence	n/a	Maintained	n/a	12	75.0	11	81.8	21,035	34.9	19,763	29.0		
Mathematics 30-2	Diploma Examination Acceptable Standard	n/a	n/a	n/a	n/a	n/a	n/a	n/a	15,676	70.9	14,418	71.1		
	Diploma Examination Standard of Excellence	n/a	n/a	n/a	n/a	n/a	n/a	n/a	15,676	15.4	14,418	15.2		
Social Studies 30-1	Diploma Examination Acceptable Standard	Very High	Maintained	Excellent	12	100.0	7	100.0	25,167	85.2	24,023	83.5		
	Diploma Examination Standard of Excellence	Very High	Declined Significantly	Acceptable	12	33.3	7	85.7	25,167	18.7	24,023	15.9		
Social Studies 30-2	Diploma Examination Acceptable Standard	n/a	n/a	n/a	n/a	n/a	n/a	n/a	23,985	77.6	21,045	78.1		
	Diploma Examination Standard of Excellence	n/a	n/a	n/a	n/a	n/a	n/a	n/a	23,985	12.7	21,045	12.3		
Biology 30	Diploma Examination Acceptable Standard	Very High	Maintained	Excellent	11	100.0	11	100.0	24,414	83.1	23,270	82.7		
	Diploma Examination Standard of Excellence	Very High	Maintained	Excellent	11	81.8	11	90.9	24,414	33.7	23,270	32.8		
Chemistry 30	Diploma Examination Acceptable Standard	Very High	Improved	Excellent	10	100.0	8	87.5	19,955	82.9	18,364	80.5		
	Diploma Examination Standard of Excellence	Very High	Maintained	Excellent	10	80.0	8	75.0	19,955	38.0	18,364	37.0		
Physics 30	Diploma Examination Acceptable Standard	Very High	n/a	n/a	6	100.0	n/a	n/a	9,955	85.1	9,241	82.3		
	Diploma Examination Standard of Excellence	Very High	n/a	n/a	6	50.0	n/a	n/a	9,955	43.1	9,241	39.9		
Science 30	Diploma Examination Acceptable Standard	n/a	n/a	n/a	n/a	n/a	n/a	n/a	8,439	81.3	8,007	79.4		
	Diploma Examination Standard of Excellence	n/a	n/a	n/a	n/a	n/a	n/a	n/a	8,439	24.6	8,007	23.1		

Reproduced from: *Alberta Education Assurance Measure Results, Fall 2024, 5393 Edison School*

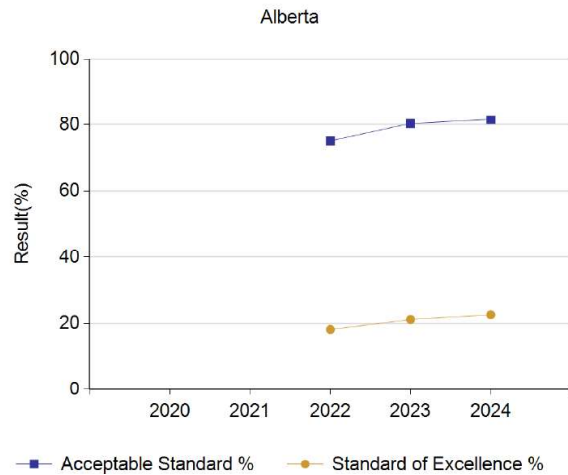
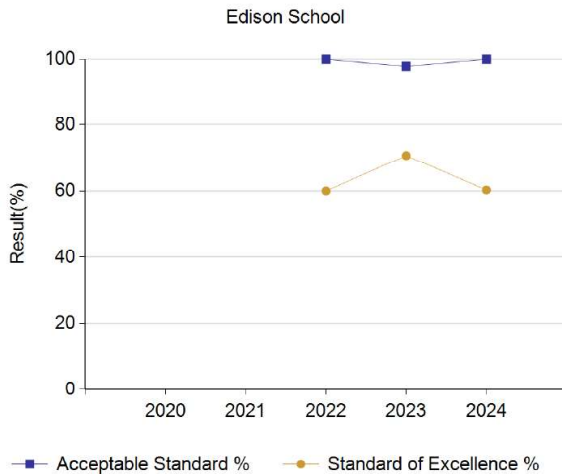
At Edison, we are proud of our continued success on diploma examinations. Our students attained Very High Achievement on all diplomas this year. Our primary strategy involves providing our high school teachers with adequate training on how diploma subjects are evaluated, and then leaving the preparation to their discretion. When these teachers request additional time for exam prep, the rest of the school is flexible and supportive wherever possible. With 100% of our students achieving the acceptable standard or above, and 60% of our students achieving excellence, we intend to continue operations as usual in this area.

Data are not available on FNMI and ESL achievement on the PAT, Diplomas and High School Completion rates due to insufficient numbers of these student subpopulations at Edison.

We are proud to announce that the College Board awarded Edison with the Platinum Standard for AP excellence, which was only given to 1% of Canadian schools. The many Advanced Placement options offered to students in our high school provide excellent opportunities to develop the student skills necessary for diploma exam success. Additionally, these course options allow AP teachers to invest time into general exam writing strategy. These classes are one of our strongest strategies for diploma examination preparation. The success of our students in university is evidence of the program's effectiveness.

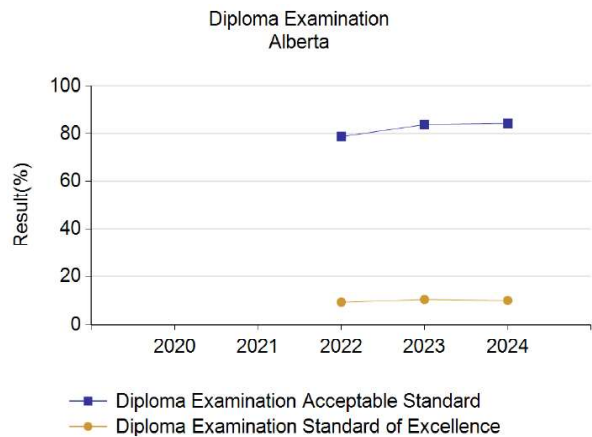
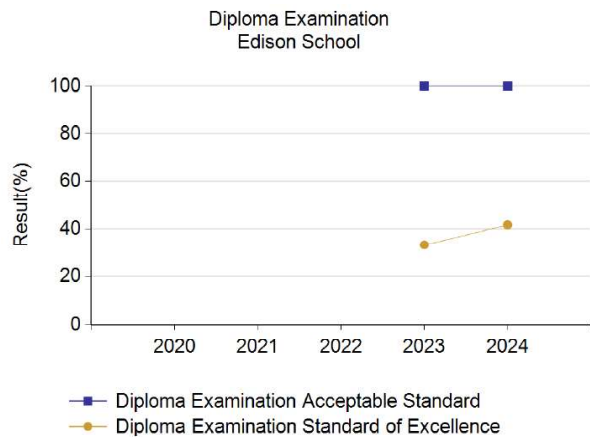
Diploma Exam Results by Students Writing – Overall

	Edison School					Measure Evaluation			Alberta				
	2020	2021	2022	2023	2024	Achievement	Improvement	Overall	2020	2021	2022	2023	2024
N	n/a	n/a	14	21	25	n/a	n/a	n/a	n/a	n/a	58,444	67,294	72,444
Acceptable Standard %	n/a	n/a	100.0	97.9	100.0	Very High	Maintained	Excellent	n/a	n/a	75.2	80.3	81.5
Standard of Excellence %	n/a	n/a	60.0	70.8	60.3	Very High	Maintained	Excellent	n/a	n/a	18.2	21.2	22.6



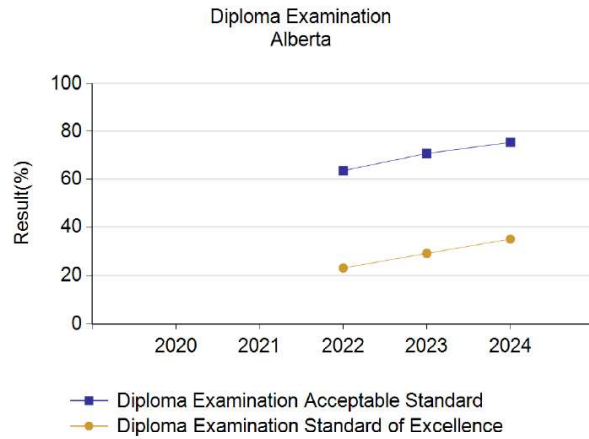
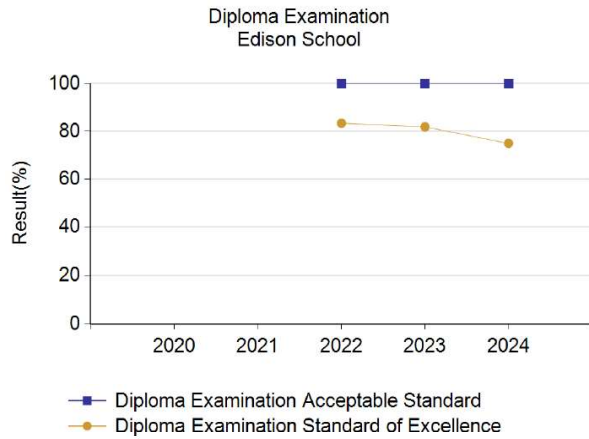
Reproduced from: *Alberta Education Assurance Measure Results, Fall 2024, 5393 Edison School*

English Lang Arts 30-1 – Diploma Exam Results (by Course)



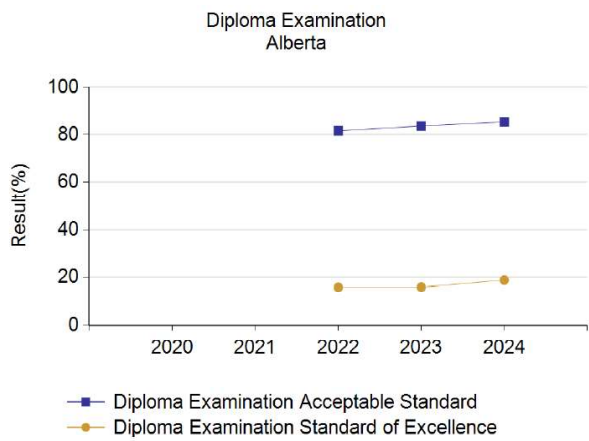
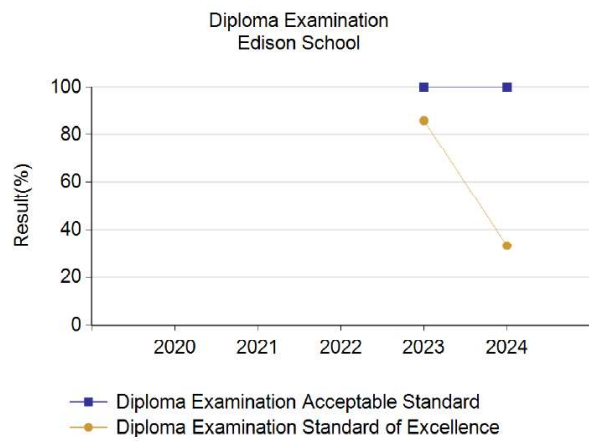
Reproduced from: *Alberta Education Assurance Measure Results, Fall 2024, 5393 Edison School*

Mathematics 30-1 – Diploma Exam Results (by Course)



Reproduced from: *Alberta Education Assurance Measure Results*, Fall 2024, 5393 Edison School

Social Studies 30-1 – Diploma Exam Results (by Course)

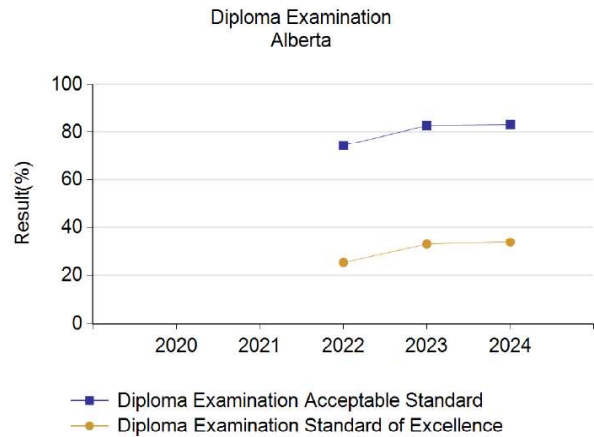
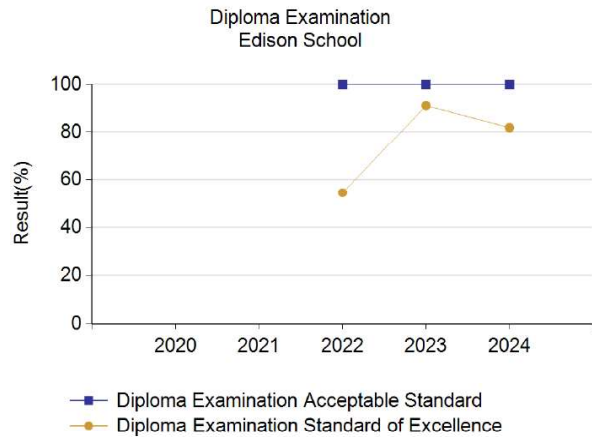


Reproduced from: *Alberta Education Assurance Measure Results*, Fall 2024, 5393 Edison School

Social Studies 30-2 – Diploma Exam Results (by Course)

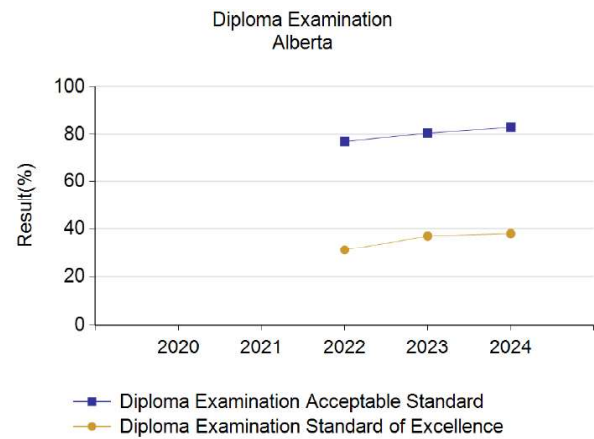
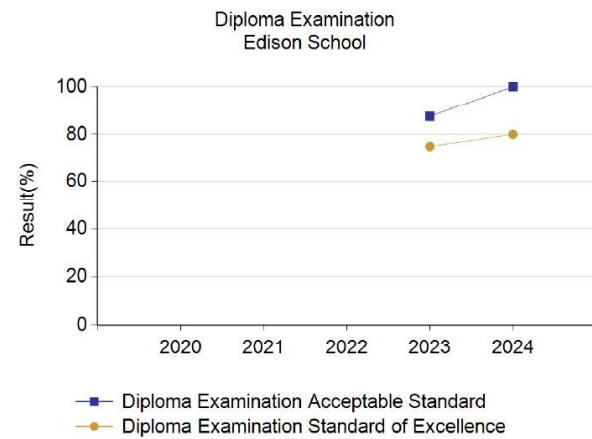
N/A (no students wrote)

Biology 30 – Diploma Exam Results (by Course)



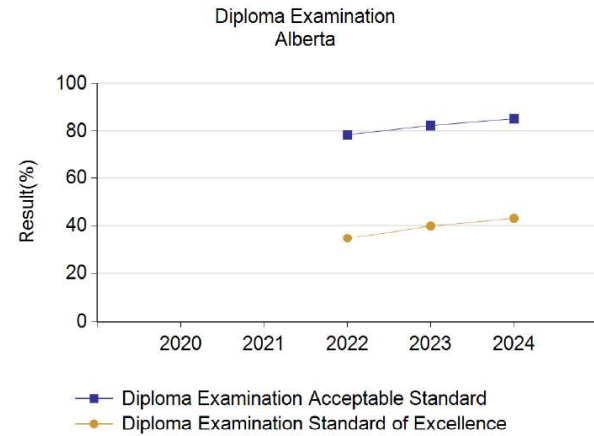
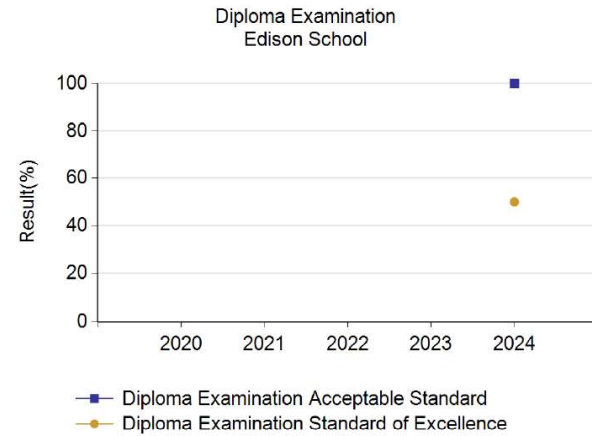
Reproduced from: *Alberta Education Assurance Measure Results, Fall 2024, 5393 Edison School*

Chemistry 30 – Diploma Exam Results (by Course)



Reproduced from: *Alberta Education Assurance Measure Results, Fall 2024, 5393 Edison School*

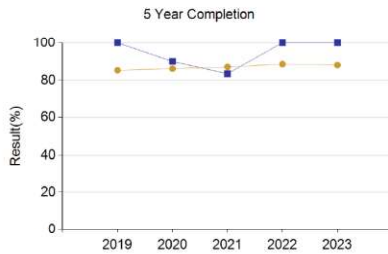
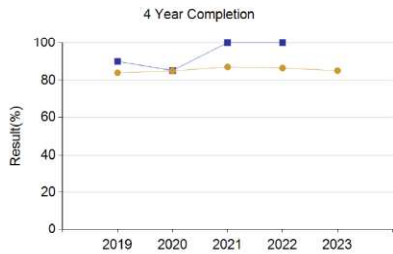
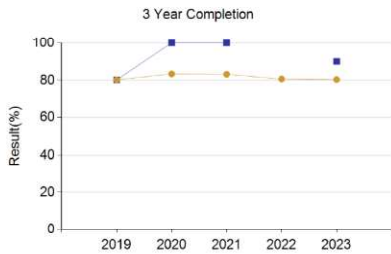
Physics 30 – Diploma Exam Results (by Course)



Reproduced from: *Alberta Education Assurance Measure Results, Fall 2024, 5393 Edison School*

High School Completion Rates

	Edison School										Measure Evaluation			Alberta									
	2019		2020		2021		2022		2023		Achievement	Improvement	Overall	2019		2020		2021		2022		2023	
	N	%	N	%	N	%	N	%	N	%				N	%	N	%	N	%	N	%	N	%
3 Year Completion	16	80.2	8	100.0	6	100.0	5	*	10	90.0	Very High	Maintained	Excellent	45,354	80.3	46,245	83.4	47,675	83.2	48,340	80.7	49,297	80.4
4 Year Completion	10	90.0	16	85.2	8	100.0	6	100.0	5	*	*	*	*	44,980	84.0	45,351	85.0	46,242	87.1	47,660	86.5	48,296	85.1
5 Year Completion	9	100.0	10	90.0	16	83.5	8	100.0	6	100.0	Very High	Maintained	Excellent	44,988	85.3	44,972	86.2	45,344	87.1	46,238	88.6	47,659	88.1



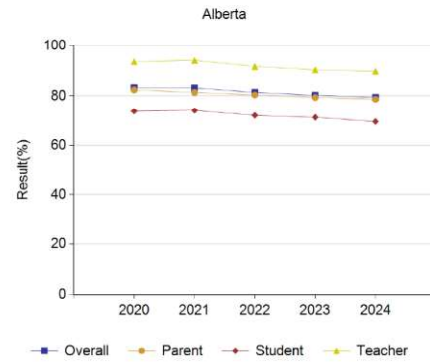
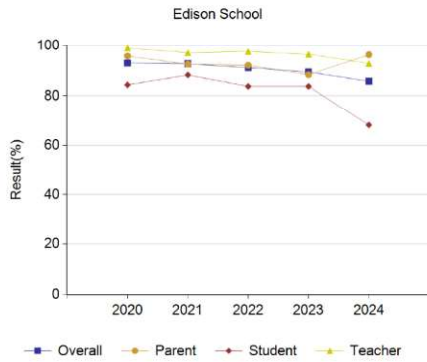
Reproduced from: *Alberta Education Assurance Measure Results, Fall 2024, 5393 Edison School*

Despite year-to-year variance, our high school completion rates remain excellent overall.



Students Model the Characteristics of **Active Citizenship** (According to...)

	Edison School										Measure Evaluation			Alberta									
	2020		2021		2022		2023		2024		Achievement	Improvement	Overall	2020		2021		2022		2023		2024	
	N	%	N	%	N	%	N	%	N	%				N	%	N	%	N	%	N	%	N	%
Overall	172	93.0	139	92.7	222	91.2	193	89.5	182	85.8	Very High	Declined	Good	264,413	83.3	230,843	83.2	249,770	81.4	257,231	80.3	265,100	79.4
Parent	38	95.8	30	92.6	45	92.1	43	88.4	44	96.3	Very High	Improved	Excellent	36,891	82.4	30,905	81.4	31,689	80.4	31,869	79.4	33,217	78.7
Student	114	84.4	95	88.3	160	83.8	133	83.8	121	68.2	Intermediate	Declined Significantly	Issue	193,577	73.8	169,741	74.1	187,120	72.1	193,015	71.3	199,816	69.6
Teacher	20	99.0	14	97.1	17	97.6	17	96.5	17	92.9	High	Maintained	Good	33,945	93.6	30,197	94.1	30,961	91.7	32,347	90.3	32,067	89.8



Reproduced from: *Alberta Education Assurance Measure Results, Fall 2024, 5393 Edison School*

A significant number of our junior high students were upset with Edison School at the time of the 2024 surveys. They were upset because they had been spoken to about online citizenship, which they felt was a violation of their privacy. We have taken steps to ensure that this dissatisfaction does not happen again.

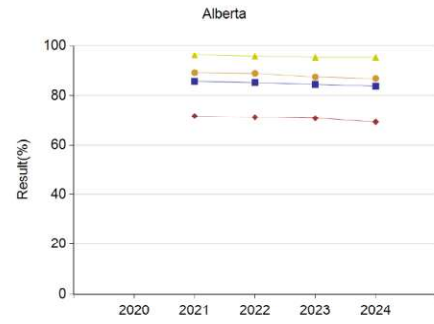
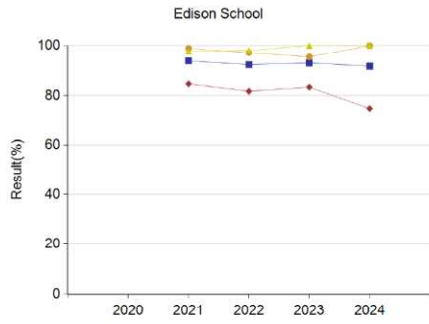
The development of citizenship among our students continues to be a focus during non-academic hours. The overall percentage of stakeholders that believe students model the characteristics of active citizenship remains Very High (86%) - we believe that our community supports and shares the core values of our school.

At Edison, part of our mission is to produce citizens that will live fulfilling lives and find meaning in their daily activities. Operating classrooms with high expectations of student behavior and accountability results in our graduates being highly successful in the workforce. With thousands of career options available to young graduates, it can be difficult to provide them with skills directly applicable to their selections. To address this challenge, Edison aims these lessons at skills that will serve our students in many professions, e.g., skills such as communication and persuasive writing.



Students are **Engaged** in their learning at school (According to...)

	Edison School										Alberta												
	2020		2021		2022		2023		2024		Measure Evaluation			2020		2021		2022		2023		2024	
	N	%	N	%	N	%	N	%	N	%	Achievement	Improvement	Overall	N	%	N	%	N	%	N	%		
Overall	n/a	n/a	139	93.7	222	92.2	193	92.9	182	91.6	n/a	Maintained	n/a	n/a	n/a	230,856	85.6	249,740	85.1	257,214	84.4	265,079	83.7
Parent	n/a	n/a	30	98.9	45	97.0	43	95.3	44	100.0	n/a	Improved	n/a	n/a	n/a	30,994	89.0	31,694	88.7	31,862	87.3	33,209	86.7
Student	n/a	n/a	95	84.6	160	81.7	133	83.3	121	74.9	n/a	Declined	n/a	n/a	n/a	169,769	71.8	187,102	71.3	193,029	70.9	199,823	69.3
Teacher	n/a	n/a	14	97.6	17	98.0	17	100.0	17	100.0	n/a	Maintained	n/a	n/a	n/a	30,173	96.0	30,944	95.5	32,323	95.1	32,047	95.1



Reproduced from: *Alberta Education Assurance Measure Results, Fall 2024, 5393 Edison School*

Edison is excelling in overall engagement according to 100% of parents and teachers. Although the student ratings for this metric declined, the rating is still ~5% above the provincial average.



Early Years Literacy & Numeracy Assessments in 2023-2024

Course Grade	Course Name	Task	Students Responses	At-Risk at Start of Year (Months Behind)	At-Risk at End of Year (Months Behind)
1	Numeracy Screening Assessments	Weighted Total Score Outcome	21	1 (-3)	0
1	Literacy Screening Assessments (LeNS)	LeNS Overall Performance	22	0	0

One grade 2 student was at overall risk for literacy at the start of the year; this student was ESL and did not speak English in the home.

For children in grades 1-3 that are at risk, parents are advised to practice with their children at home, and are provided with guidance for which resources to use and which specific areas to focus on. Our approach works well, as demonstrated by the lack of at-risk students by the end of the year in all grades.

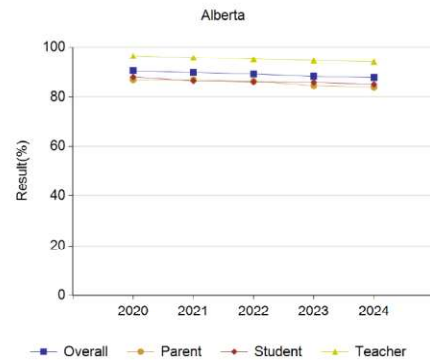
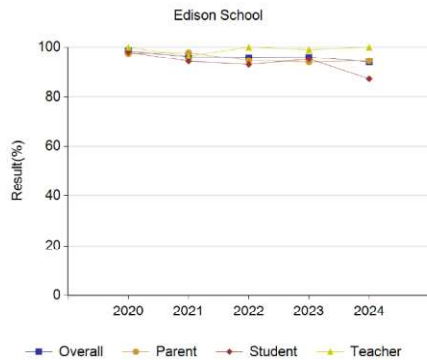
Course Grade	Course Name	Task	Students Responses	At-Risk at Start of Year (Months Behind)	At-Risk at End of Year (Months Behind)
2	Numeracy Screening Assessments	Weighted Total Score Outcome	30	0	0
2	Letter Name-Sound (LeNS) Assessments English	LeNS	31	0	0
2	Castles & Coltheart 3 (CC3) Assessment English	CC3 Overall Performance	31	1 (-3)	0
3	Numeracy Screening Assessments	Weighted Total Score Outcome	24	0	0
3	Castles & Coltheart 3 (CC3) Assessment English	CC3 Overall Performance	23	0	0



Domain: Teaching & Leading

Percentage of teachers, parents, and students satisfied with the overall quality of basic education

	Edison School										Measure Evaluation			Alberta									
	2020		2021		2022		2023		2024		Achievement	Improvement	Overall	2020		2021		2022		2023		2024	
	N	%	N	%	N	%	N	%	N	%				N	%	N	%	N	%	N	%	N	%
Overall	172	98.5	139	96.1	222	95.7	193	95.9	182	93.8	Very High	Maintained	Excellent	264,623	90.3	230,814	89.6	249,532	89.0	257,584	88.1	265,643	87.6
Parent	38	97.4	30	97.8	45	94.4	43	93.8	44	94.3	Very High	Maintained	Excellent	36,907	86.7	31,024	86.7	31,728	86.1	31,890	84.4	33,250	83.8
Student	114	98.1	95	94.1	160	92.8	133	95.0	121	87.1	High	Declined	Acceptable	193,763	87.8	169,589	86.3	186,834	85.9	193,343	85.7	200,322	84.9
Teacher	20	100.0	14	96.4	17	100.0	17	99.0	17	100.0	Very High	Maintained	Excellent	33,953	96.4	30,201	95.7	30,970	95.0	32,351	94.4	32,071	93.9



Reproduced from: *Alberta Education Assurance Measure Results, Fall 2024, 5393 Edison School*

Teachers continue their own education by attending the most pertinent seminars, which help connect current research to their classroom practices. We follow up on teachers' personal and professional growth plans, which allows us to determine if their approaches are effective. Providing students with teachers who role model lifelong learning, and who strive for personal growth, enables our students to take accountability for their own learning - and encourages them to take academic risks and set audacious goals.

Administrators work collaboratively with teachers to help them achieve their ideal professional level, and, upon reaching their goals, to define new goals for further improvement. Supervision is conducted in a variety of ways to help teachers feel empowered in their growth. Teacher perceptual data will be collected in the form of anonymous surveys to ensure that they feel supported and valued by the team. If survey results show that the staff do not feel safe and welcome in the work environment, then this strategy will be revisited and redesigned.

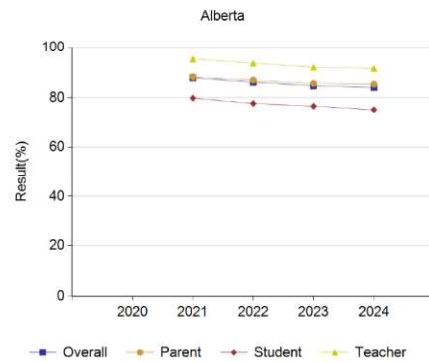
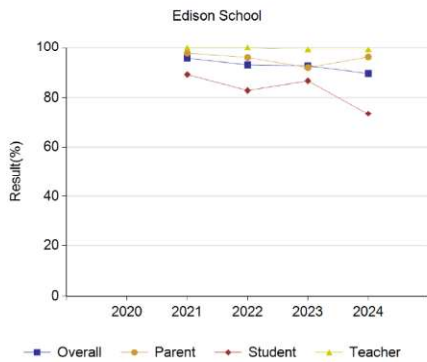


Domain: Learning Supports

Welcoming, Caring, Respectful and Safe Learning Environments

Percentage of teachers, parents, and students who agree that their learning environments are welcoming, caring, respectful, and safe.

	Edison School										Measure Evaluation			Alberta									
	2020		2021		2022		2023		2024		Achievement	Improvement	Overall	2020		2021		2022		2023		2024	
	N	%	N	%	N	%	N	%	N	%				N	%	N	%	N	%	N	%	N	%
Overall	n/a	n/a	139	95.5	222	92.9	193	92.5	182	89.5	n/a	Declined	n/a	n/a	n/a	231,091	87.8	249,941	86.1	257,391	84.7	265,321	84.0
Parent	n/a	n/a	30	97.5	45	95.8	43	91.8	44	96.0	n/a	Maintained	n/a	n/a	n/a	30,980	88.2	31,715	86.9	31,885	85.6	33,232	85.3
Student	n/a	n/a	95	89.1	160	82.8	133	86.6	121	73.5	n/a	Declined Significantly	n/a	n/a	n/a	169,900	79.8	187,258	77.7	193,156	76.6	200,020	75.2
Teacher	n/a	n/a	14	100.0	17	100.0	17	99.2	17	99.2	n/a	Maintained	n/a	n/a	n/a	30,211	95.3	30,968	93.6	32,350	92.0	32,069	91.6



Reproduced from: *Alberta Education Assurance Measure Results, Fall 2024, 5393 Edison School*

This metric demonstrates that Edison School is doing well in providing a welcome, caring, respectful, and safe learning environment, as perceived by parents, students, and teachers.



Analysis of Results for Education Plan Measures

GOAL ONE: STRONG ACADEMICS

High School Completion Rates

With a 100% 5-year high school completion rate and a 90% 3-year high school completion rate in 2023, our high school completion rates remain excellent overall. Our current approach is effective at keeping students engaged and supported throughout their education.

Diplomas

With 100% of our students achieving the acceptable standard or above, and 60% of our students achieving excellence, we intend to continue operations as usual in this area.

Please see page 9 for a more detailed analysis of our diploma results.

Stakeholder Engagement

In our 2024 Education Plan, we planned to continue our previous approach to stakeholder engagement: administrative meetings; outreach to students, parents, and teachers; and communication with the school board.

Edison is excelling in overall engagement according to 100% of parents and teachers. Although the student ratings for this metric declined, the rating is still ~5% above the provincial average.

Teaching & Leading

We are satisfied with the improvement in mental health supports that we have already seen since outlining this goal in our education plan. Local psychologists come to the school every week to counsel any children who need their services.

We attained an excellent overall score for teachers, parents, and students satisfied with the overall quality of basic education. Despite a high achievement score for students on this metric, their satisfaction declined by 8% from 2023 to 2024.

We believe the student responses to some survey questions in 2024 were impacted by junior high students being dissatisfied with Edison School's discussion with them of online citizenship, seeing it as a violation of their privacy.

GOAL TWO: INCREASED ATHLETICS

Our previous goal of 80% after school participation in sports was reached. Looking forward, our updated goal of 85% participation will be difficult to reach without adding more sports teams; additionally, some students pursue athletics outside the purview of Edison School.

GOAL THREE: ACTIVE CITIZENSHIP

In the 2023-2024 school year, we offered a variety of after school clubs, such as science, math, netball, Dungeons and Dragons, and Literature. We removed the club size caps and returned to our more popular club offerings, which we believed would increase participation. As set out in the Education Plan, our goal was 50% participation in clubs from students in grades 4 – 9. By the end of the 2023-2024 school year, participation in after school clubs was roughly 40%, which is an improvement over the ~33% participation at the start of the school year. Reaching 50% will be hindered by the number of school children that rely on the bus to get home.

Our students have become more active in the Duke of Edinburgh program. Arrangements were also made for students to volunteer at the Okotoks food bank garden and at the Okotoks food bank.

Analysis of results for the other components of Active Citizenship (student growth and achievement; FNMI student success and education; parental involvement; and welcoming, caring, respectful, and safe) can be found under the headings with the same descriptions, earlier in this document.

Edison's Safe and Caring Schools Policy

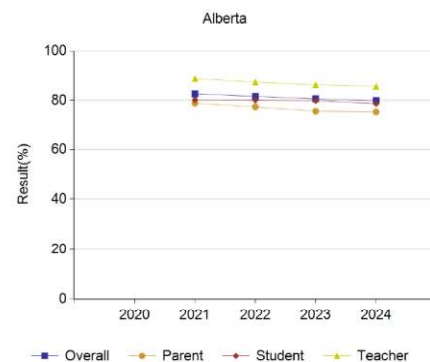
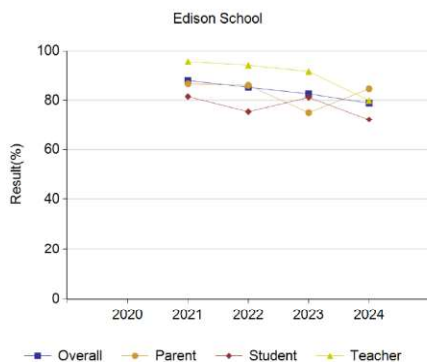
To learn about our policy, please visit this link:

<https://edisonschool.ca/wp-content/uploads/2018/07/Edison-School-Safe-and-Caring-Schools-Policy-2018.pdf>

Access to Supports and Services

The percentage of teachers, parents and students who agree that students have access to the appropriate supports and services at school.

	Edison School										Measure Evaluation			Alberta									
	2020		2021		2022		2023		2024		Achievement	Improvement	Overall	2020		2021		2022		2023		2024	
	N	%	N	%	N	%	N	%	N	%				N	%	N	%	N	%	N	%	N	%
Overall	n/a	n/a	139	87.9	222	85.2	192	82.6	181	78.9	n/a	Declined	n/a	n/a	n/a	230,761	82.6	249,570	81.6	256,994	80.6	264,733	79.9
Parent	n/a	n/a	30	86.6	45	86.0	43	75.1	44	84.6	n/a	Maintained	n/a	n/a	n/a	30,936	78.9	31,684	77.4	31,847	75.7	33,177	75.4
Student	n/a	n/a	95	81.5	160	75.5	132	81.2	120	72.2	n/a	Declined	n/a	n/a	n/a	169,631	80.2	186,935	80.1	192,805	79.9	199,516	78.7
Teacher	n/a	n/a	14	95.5	17	94.0	17	91.5	17	80.0	n/a	Declined	n/a	n/a	n/a	30,194	88.7	30,951	87.3	32,342	86.2	32,040	85.6



Reproduced from: *Alberta Education Assurance Measure Results, Fall 2024, 5393 Edison School*

The decline in the perceived access to supports and services seen in our students and teachers is very surprising to us, since, starting in September 2023, we have enormously increased access to these supports through a psychologist, as well as working with Providence.

We attribute this discrepancy to our inadequate promotion and communication of these changes to students and teachers. Firstly, we have increased individualized screening assessments, so that we can identify and help students that are at risk of falling behind their peers. Secondly, we have increased tutoring availability from our certified teachers to help meet the needs of those students who would benefit. We have also increased access to psychological services, speech therapy, and occupational therapy from a partnership with Providence. This measure indicates that Edison School is effective at providing supports and services, although there is still work to be done regarding our promotion of all of our available supports and services to students and teachers.

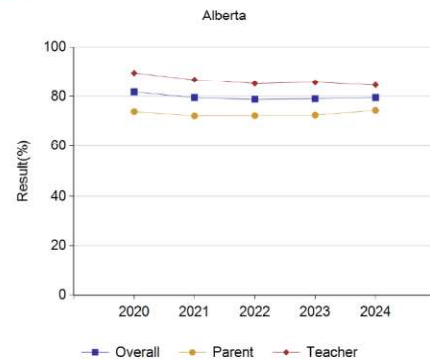
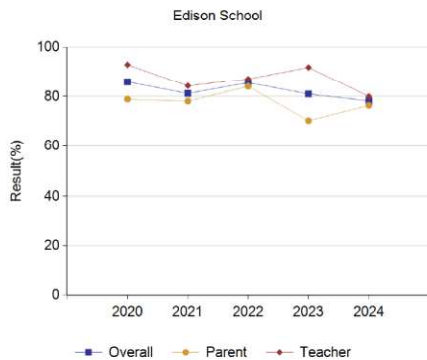
Students throughout the school are educated on FNMI history and culture, as well as FNMI perspectives on current events. Beginning in Kindergarten, students learn about First Nations communities around Canada, and enjoy discovery based learning through FNMI stories and legends. The importance of storytelling is emphasized as students learn how various cultures preserve their foundational beliefs. The teachers have arranged many guest speakers and field trips for the students to learn about FNMI history and perspectives across Canada. This year, as in previous years, our teachers have engaged students in a wide variety of art classes where the children are able to learn about and create projects using the same techniques as those utilized in the creation of historical FNMI art. Students learn about how other cultures view education in different ways. They learn about how FNMI people view the education of children in a holistic manner, and how this can provide valuable learning experiences and foster character development. As we aim to improve upon our education of FNMI perspectives and history, we have provided our teachers with additional resources to implement more opportunities to experience FNMI culture throughout the school year. Many of our teachers are particularly passionate and eager to share their knowledge about both the history and the current perspectives of FNMI people on local and global current affairs.



Domain: Governance

Percentage of teachers and parents satisfied with **parental involvement** in decisions about their child's education

	Edison School										Measure Evaluation			Alberta									
	2020		2021		2022		2023		2024		Achievement	Improvement	Overall	2020		2021		2022		2023		2024	
	N	%	N	%	N	%	N	%	N	%				N	%	N	%	N	%	N	%	N	%
Overall	58	85.9	44	81.2	62	85.6	60	81.0	60	78.2	Intermediate	Maintained	Acceptable	70,377	81.8	60,919	79.5	62,412	78.8	63,935	79.1	64,949	79.5
Parent	38	78.9	30	78.1	45	84.1	43	70.2	43	76.4	Very High	Maintained	Excellent	36,556	73.9	30,886	72.2	31,598	72.3	31,720	72.5	33,070	74.4
Teacher	20	92.9	14	84.3	17	87.1	17	91.8	17	80.0	Low	Maintained	Issue	33,821	89.6	30,033	86.8	30,814	85.2	32,216	85.7	31,879	84.6



Reproduced from: *Alberta Education Assurance Measure Results*, Fall 2024, 5393 Edison School

The satisfaction of our parents with the level of parental involvement at Edison has improved, with an excellent overall measure evaluation. However, Edison's teachers were not as satisfied as last year. Due to the smaller sample size (N < 50) inherent in surveying our school parents or teachers, some yearly variance is to be expected.

We have made a concerted effort to bring our parent volunteers back into the classrooms. We have improved our communication with parents regarding student behavior – we strive to communicate rapidly to parents when needed to maintain a healthy rapport, and ensure that they feel comfortable giving us feedback at all times.

The active and frequent involvement of parents within the Edison community is part of what defines us. Parental consultation regarding new programs is essential for the school to monitor the success of its initiatives. Staff are encouraged to communicate with parents each week throughout the school-year. Perceptual data is collected through both formal meetings and informal discussions with parents. Administration deals with each student issue on an individual level to ensure that parents perceive school investment in their children. The results shown for parents are based both on the mail out survey that Alberta Education sends each January as well as from information parents share with teachers and administrators. As guest speakers, supervision volunteers, and academic supports, parents are actively involved in the education of our students.

Domain: Local and Societal Context

Contextual information

At Edison, most of the parents have one or more post-secondary degrees and value education greatly. Edison families are above average in terms of socioeconomic status for Albertans, although they are not typically wealthy. Parents' expectations of their children are that they do their homework and obey the school rules. Students come from a great variety of ethnic and cultural backgrounds, including many first-generation immigrants, many of which speak other languages besides English at home.

Summary of Financial Results

<i>Audited Financial Statement Highlights</i>	2023/2024 Actual Amount	2023/2024 Actual Percentage
REVENUE SUMMARY		
Alberta Government	\$1,921,055	38%
Tuition	\$2,858,851	56%
Rent	\$48,000	1%
Transportation/Other	\$248,041	5%
TOTAL REVENUES	\$5,075,947	100%
EXPENDITURE SUMMARY		
Instruction	\$3,172,570	62%
Rent	\$679,598	13%
Administration	\$434,537	9%
Operations & Maintenance	\$365,285	8%
Transportation	\$427,335	8%
TOTAL EXPENDITURES	\$5,079,325	100%

The 2023/2024 Audited Financial Statements were approved in a Board meeting on 2024/11/28. Spending was within budget.

The complete 2023/2024 Audited Financial Statements may be accessed at www.edisonschool.ca under the Alberta Education tab (direct links under "Timelines and Communication" below).

<i>Budget Highlights</i>	2024/2025 BUDGET Amount	2024/2025 BUDGET Percentage
REVENUE SUMMARY		
Alberta Government	\$1,979,948	39%
Tuition	\$2,850,000	56%
Rent	\$48,000	1%
Transportation/Other	\$250,000	4%
TOTAL REVENUES	\$5,127,948	100%
EXPENDITURE SUMMARY		
Instruction	\$3,094,400	62%
Rent	\$725,000	14%
Administration	\$353,000	7%
Operations & Maintenance	\$407,000	8%
Transportation	\$453,600	9%
TOTAL EXPENDITURES	\$5,033,000	100%

Financial Summary

The audited financial statements of 2023/2024 and budget for 2024/2025 show solid performance and stability. All budgeting decisions are overseen by the board of directors and great care is taken to limit spending to salaries, required goods and services for the students, and teacher education. The primary focus of the entire budget is to provide the highest quality of education for our students. As of March 1, 2024, the matching RRSP offered by Edison School increased from 4% to 6%. Staff salaries are all in line with provincial salaries.



Timelines and Communication

To access the complete budget for the 2024/2025 school year, please contact the school office during business hours. Budget decisions to allocate resources to program areas are made by the Board of Directors under the advice of the Secretary-Treasurer.

The complete 2023/2024 Audited Financial Statements may be accessed at www.edisonschool.ca under the Alberta Education tab, and direct links are below.

Audited financial statements:

<https://edisonschool.ca/wp-content/uploads/2024/12/Edison-AFS-signed-2024.pdf>

Budget report:

<https://edisonschool.ca/wp-content/uploads/2024/05/Edison-School-2024-Budget-Report.pdf>

This document may be accessed at www.edisonschool.ca under the Alberta Education tab.

This document was announced in the school newsletter on December 4, 2024.

Stakeholder Engagement

In administrative meetings, first we discuss which stakeholders we have met with and what we learned from them. Then, after discussion, we assign the next stage in communications where outreach is done for relevant stakeholder groups, e.g., staff, students, or parents. Additionally, we regularly report these occurrences and our determinations and solutions to the school board. We contact all new parents, and as many continuing parents as possible, to ask how the school year is going, how their children are developing socially and integrating in the new school environment.

As a community, we have been working hard on ensuring that classroom environments are conducive to learning. In particular, this means that student disruptions are kept to a minimum. Teachers, parents, and administrators all work towards ensuring that students understand their social responsibility in this regard.

It is very important to all stakeholders that children feel safe and happy at school. Teachers, parents, students, and administrators all have open lines of communication to discuss any perceived tensions, sources of unhappiness, or other issues.



Whistleblower Protection

For the 2023/2024 academic year, there were no disclosures pertinent to Section 32 of the Public Interest Disclosure Act (2013).